

Generation of Subpicosecond X-ray Pulses in Storage Rings

A. Zholents, LBNL, Berkeley, U.S.A.





Charles Shank

In 1981 Charles Shank and coworkers at Bell Labs redefined the term “ultrafast” when they reported the demonstration of subpicosecond pulses from colliding-pulse dye laser ¹

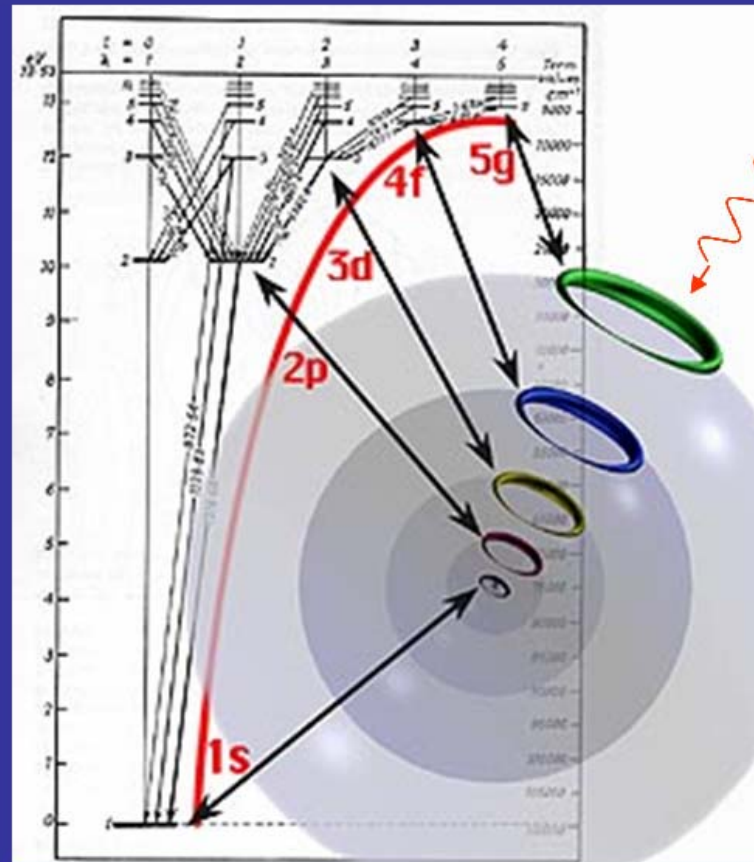


1) R.L. Fork, B.I. Greene, C.V. Shank, *Appl. Phys. Lett.*, 38, 671(1981).



Charles Shank

In 1981 Charles Shank and coworkers at Bell Labs redefined the term “ultrafast” when they reported the demonstration of subpicosecond pulses from colliding-pulse dye laser ¹



Probe valence electrons with optical laser

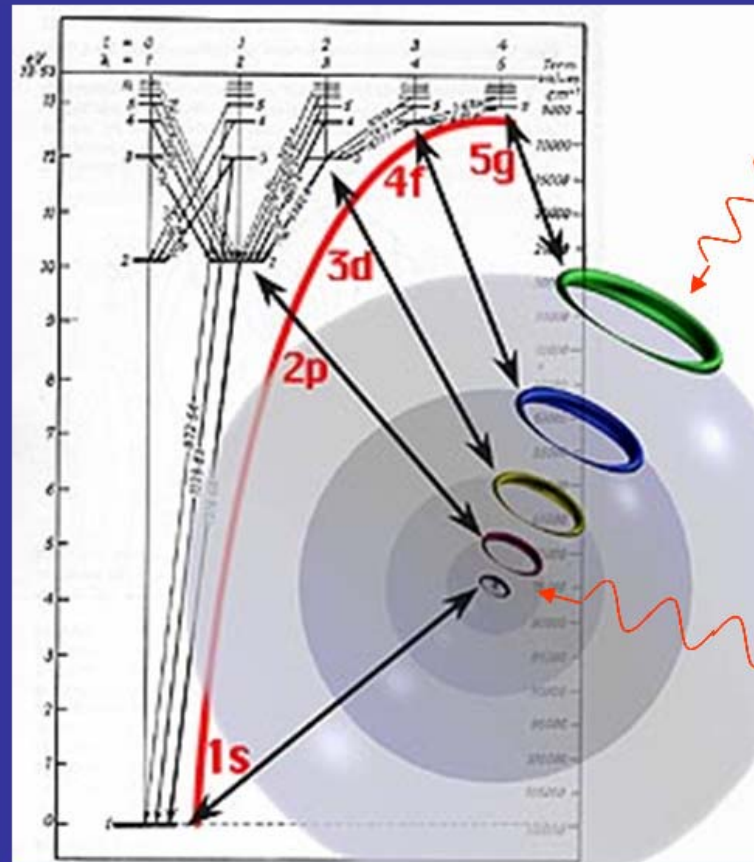
1) R.L. Fork, B.I. Greene, C.V. Shank, *Appl. Phys. Lett.*, 38, 671(1981).





Charles Shank

In 1981 Charles Shank and coworkers at Bell Labs redefined the term “ultrafast” when they reported the demonstration of subpicosecond pulses from colliding-pulse dye laser ¹



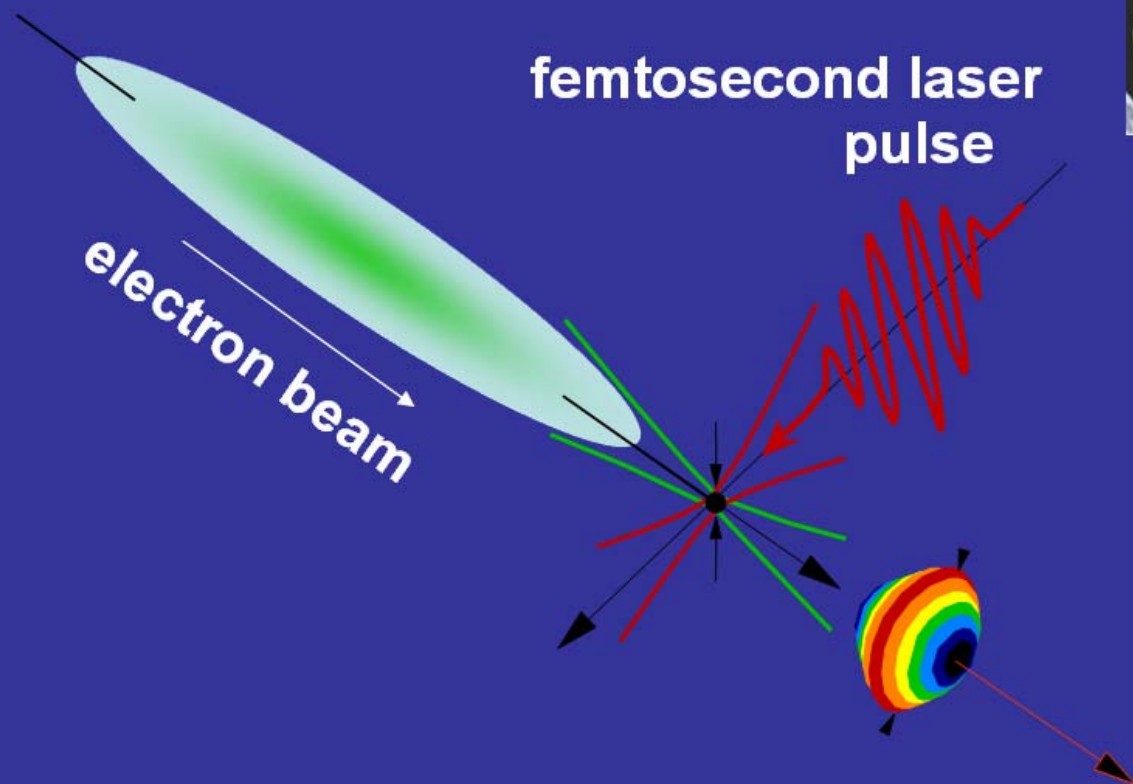
Probe valence electrons with optical laser

Probe core electrons with x-rays

1) R.L. Fork, B.I. Greene, C.V. Shank, *Appl. Phys. Lett.*, 38, 671(1981).



90° Thomson scattering¹



Swapan
Chattopadhyay



Kwang-Je Kim

sub-ps x-ray
x-ray pulse

300 fs
 10^5 ph/pulse



- 1) S. Chattopadhyay, K.-J. Kim, C. Shank, *Nucl. Instr. Meth.*, **A341**, 351 (1994).
- 2) R.W. Schoenlein et. al., *Science*, **274(11)**, 236 (1996).

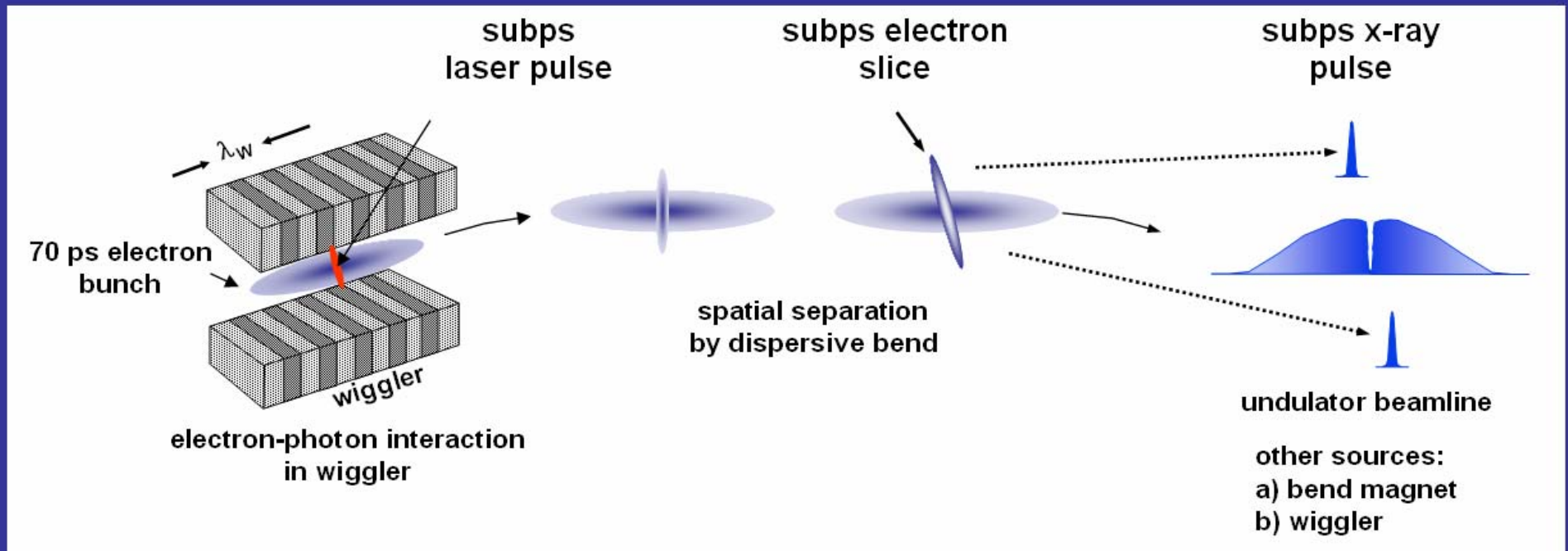
What this experiment taught us ?

Don't squeeze electron bunch, take part of it

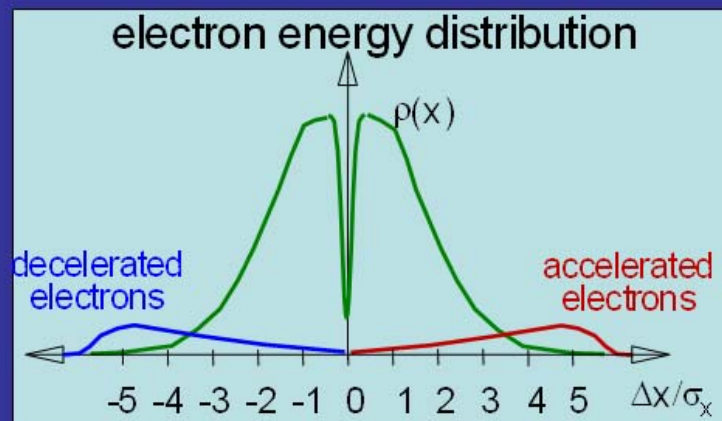
Use laser pulse, it is the shortest thing



“Slicing” of sub-ps x-rays pulses in storage ring¹



**jitter free -
x-ray pulse is
synchronous to
the laser pulse**



Max Zolotarev

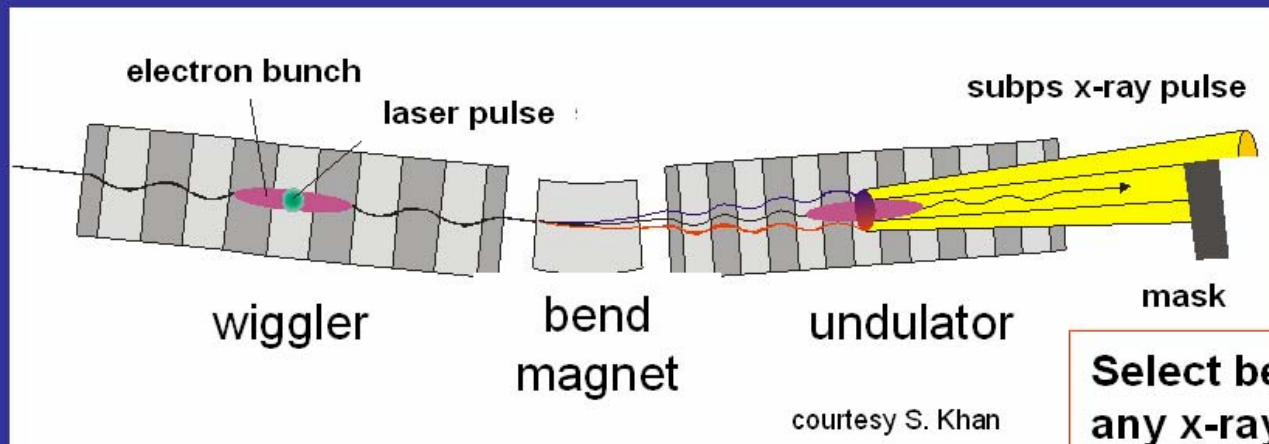
1) A. Zholents, M. Zolotarev, *Phys. Rev. Lett.*, **76**, 912 (1996).



Selection of sub-ps x-ray pulses¹

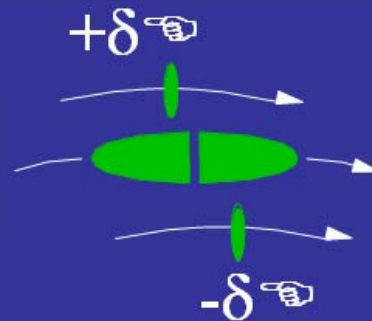
Besides coordinate, one can use other means to select subps pulse

angular
selection



Select before
any x-ray
optics mirror

time-off-flight
selection



spectral selection
(works only with
undulator source)²

$$\frac{\delta\omega(\varepsilon)}{\omega_0} \gg \frac{1}{nN}$$

Bandwidth of the
undulator radiation at
harmonic n



- 1) R.W. Schoenlein, *et al.*, *Appl. Phys.* **B71**, 1 (2000).
- 2) H. Padmore, private discussion

Energy modulation

$$\Delta E(t, r) \approx \Delta E_0(r) e^{-\frac{t^2}{2\sigma_t^2}} \cos(\omega_L t)$$

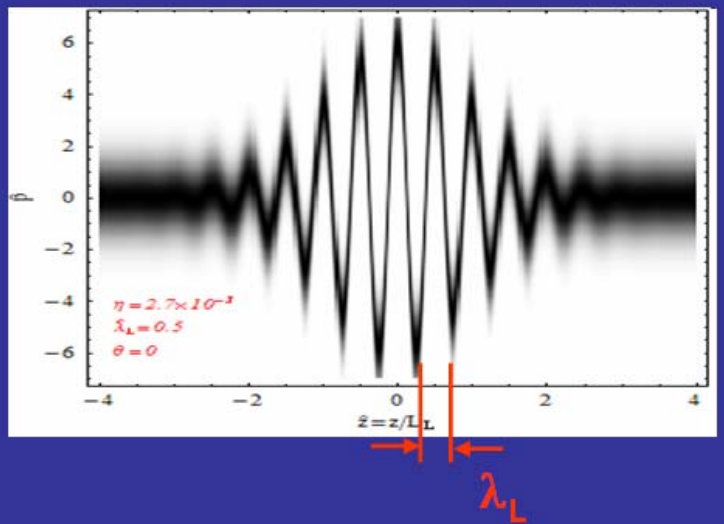
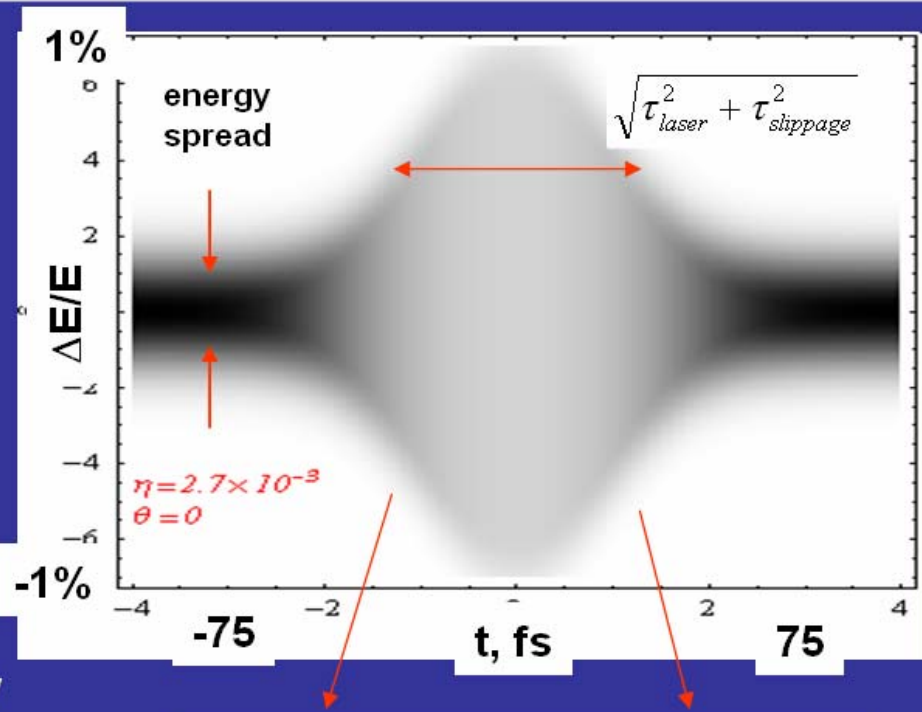
$$\sigma_t = \sqrt{\tau_{laser}^2 + \tau_{slippage}^2} / 2.35$$

$$\Delta E_0(r) \approx \sqrt{\frac{10}{137} A_L \hbar \omega_L} e^{-\frac{r^2}{w_0^2}}$$

laser pulse energy photon energy

What 1 mJ, 50 fs Ti:Sa laser pulse will do at:

	Beam energy (GeV)	Number of wiggler periods	$\Delta E/E$ (%)
ALS	1.9	29	1.3
BESSY	1.7	10	1.0
SLS	2.4	17	0.9



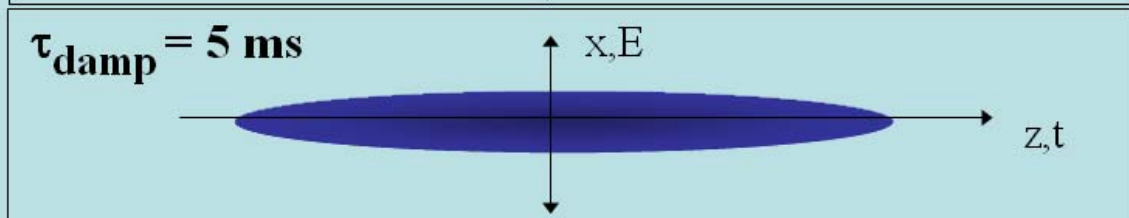
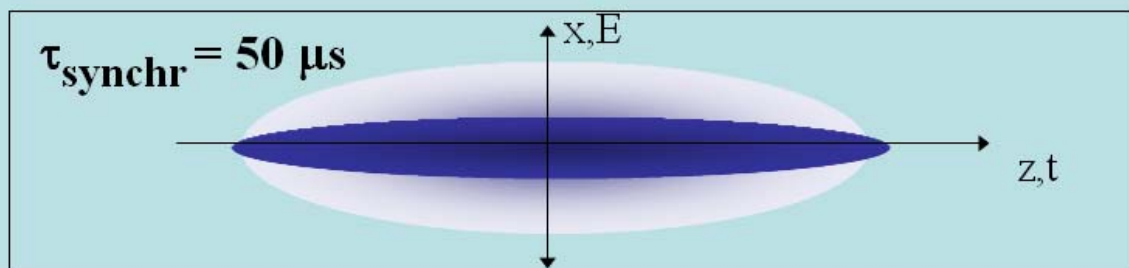
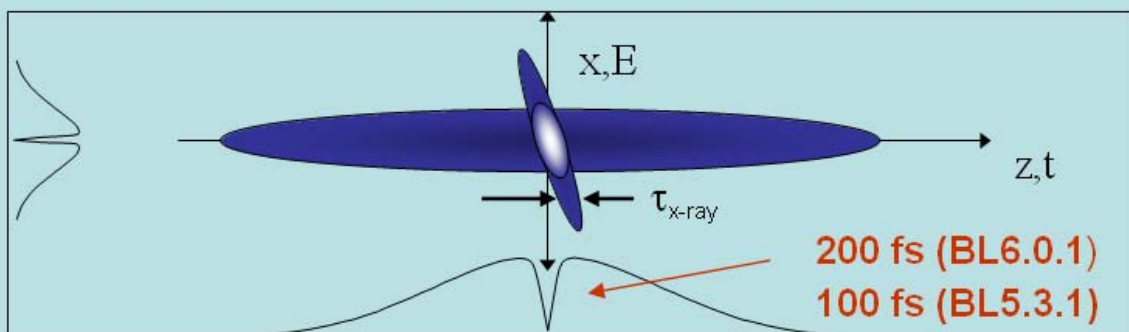
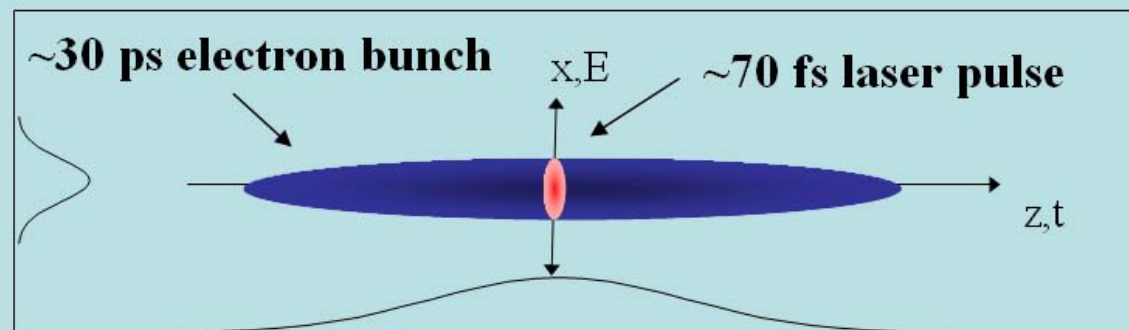
Pulse lengthening and duration of the x-ray pulse

- It is imperative for this technique that magnetic dispersion is used to assist the selection of subps x-ray pulses,
i.e. there must be a non achromatic lattice between modulator and radiator
- Non achromatic lattice is also a non isochronous lattice,
i.e. R_{51} or R_{52} or both $\neq 0$ in addition to $R_{56} \neq 0$,
 $(\Delta\ell = R_{51}x + R_{52}x' + R_{56}\delta)$
- Thus pulse widening happens when e-beam propagates from modulator to radiator

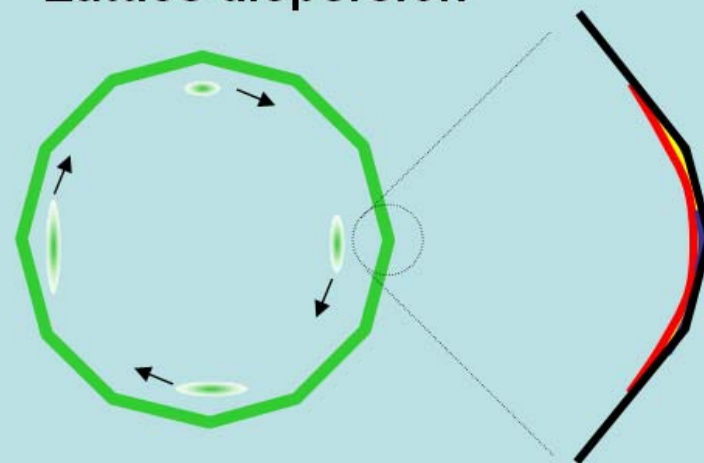
Various contributions to the duration of the x-ray pulse

	Laser pulse (field), (fs)	Slippage in wiggler, (fs)	Lattice dispersion, (fs)	X-ray pulse (fs)
ALS	100	70	180	~200
BESSY	70	26	65	~100
SLS	70	45	125	~150

Evolution of Modulated Electron Beam



Lattice dispersion



ALS sector: ~ 180 fs FWHM

Advanced Light Source (1997-2000)¹



Henry Chong



Ernie Glover



Phil Heimann




Bob Schoenlein



Max Zolotarev

1) R.W.Schoenlein *et al*, Science, March 24, (2000)

Femtosecond Laser
~50 W



First Light
2000

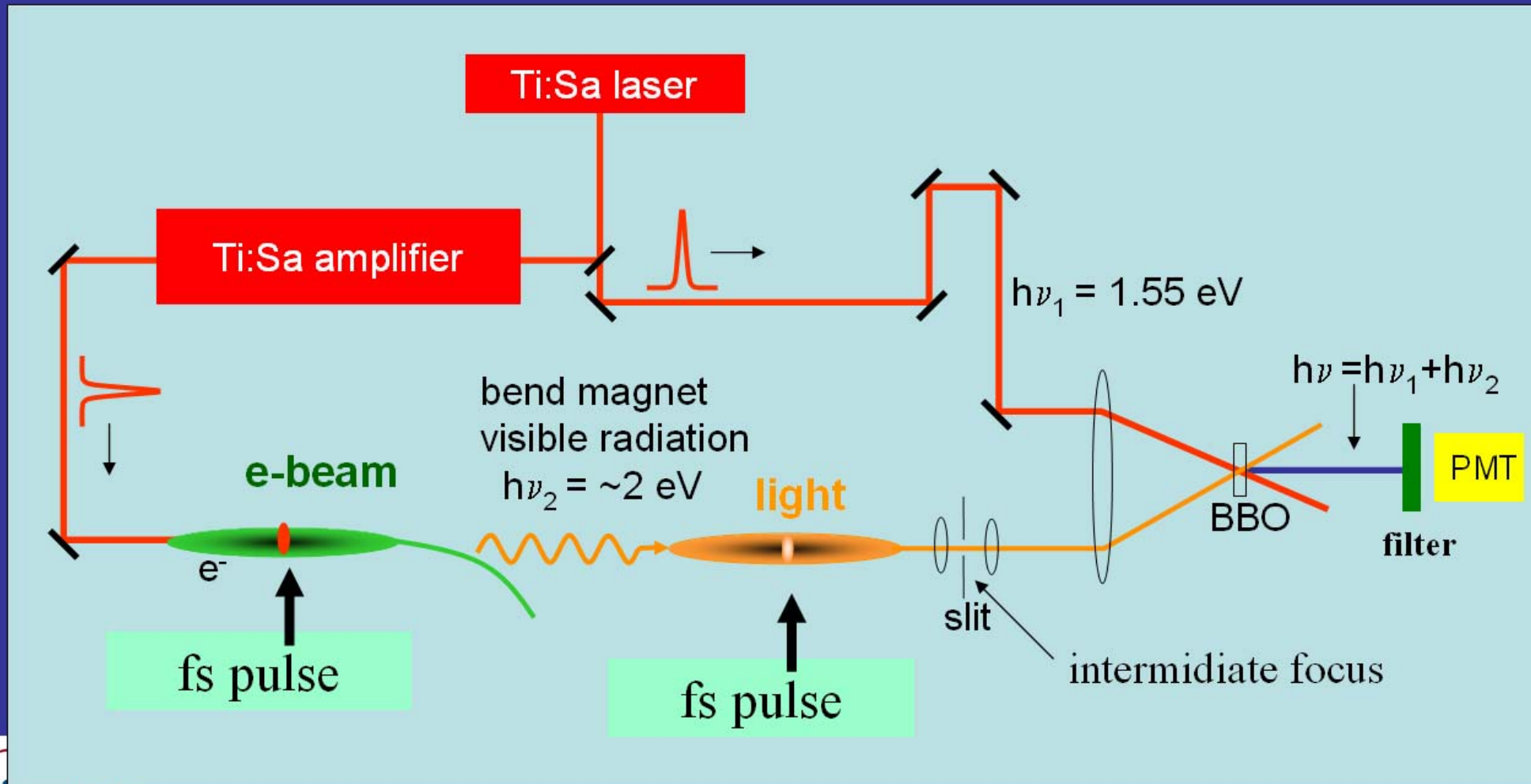


Femtosecond X-ray Beamline

In-vacuum
Undulator

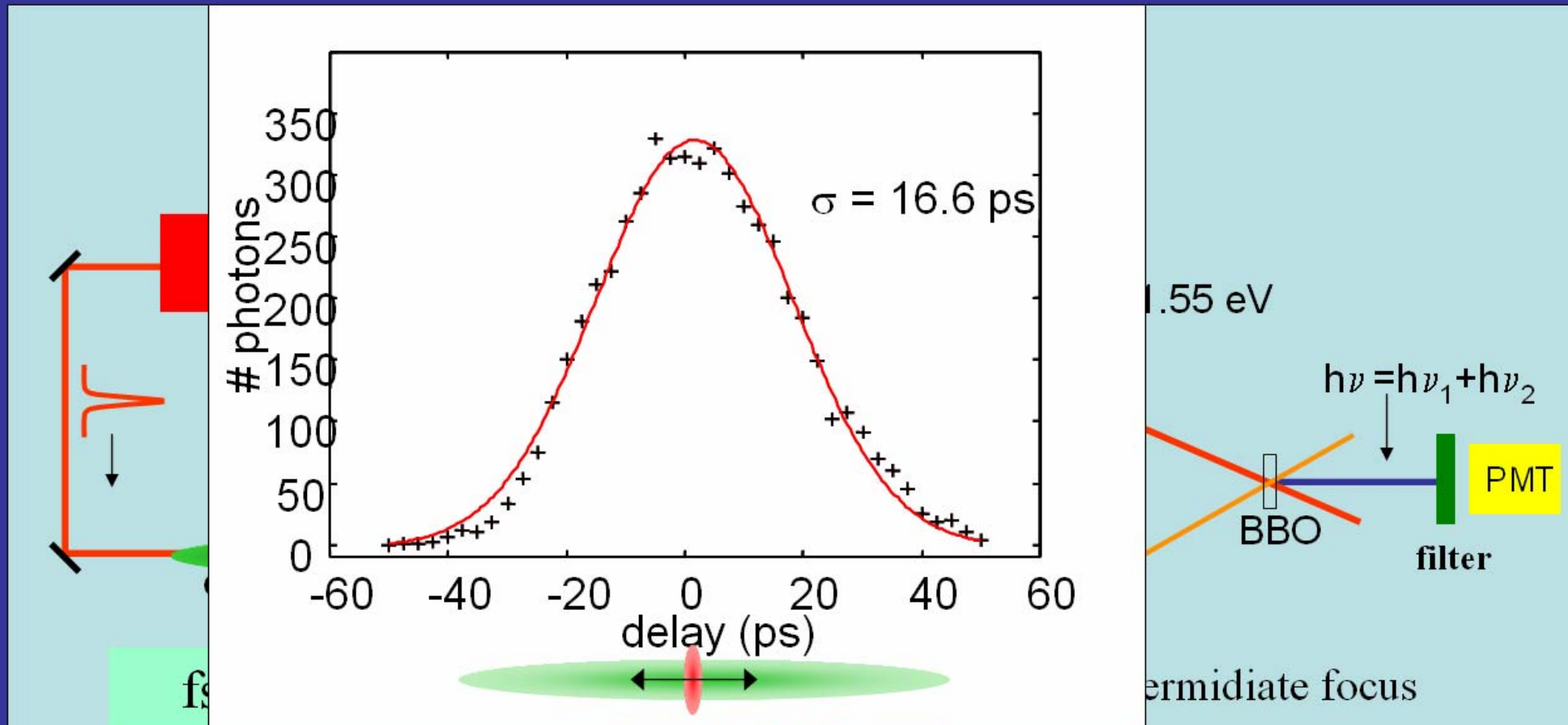
Diagnostics

Measurement of a short pulse of synchrotron radiation via cross-correlation with a short laser pulse



Diagnostics

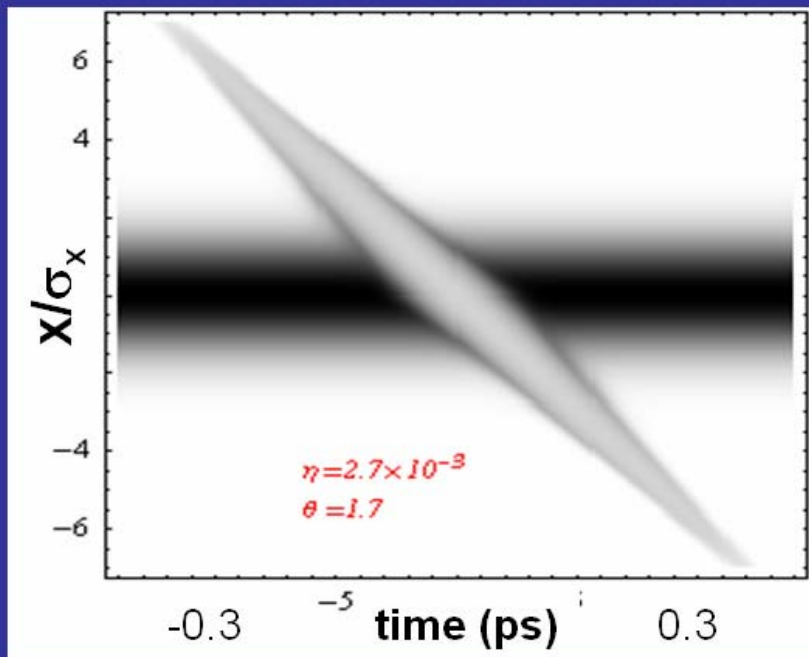
Measurement of a short pulse of synchrotron radiation via cross-correlation with a short laser pulse



Diagnostics (2)

ALS bend magnet beamline

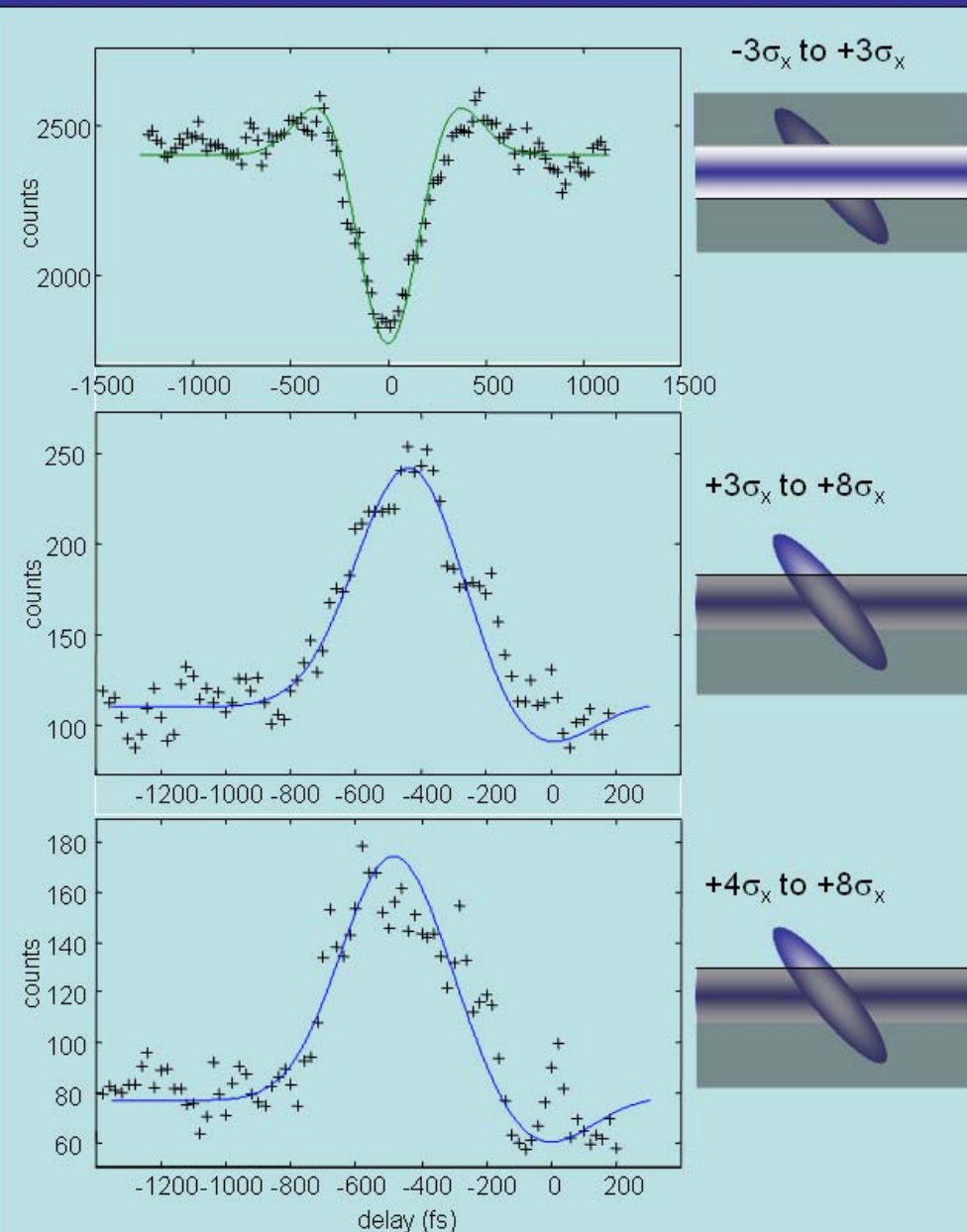
Electron Density Distribution



Experimental data pointed to
modulation amplitude of 6.4 MeV
(expected ~ 10 MeV)



A. Zholent



BESSY 1



Karsten Holldack



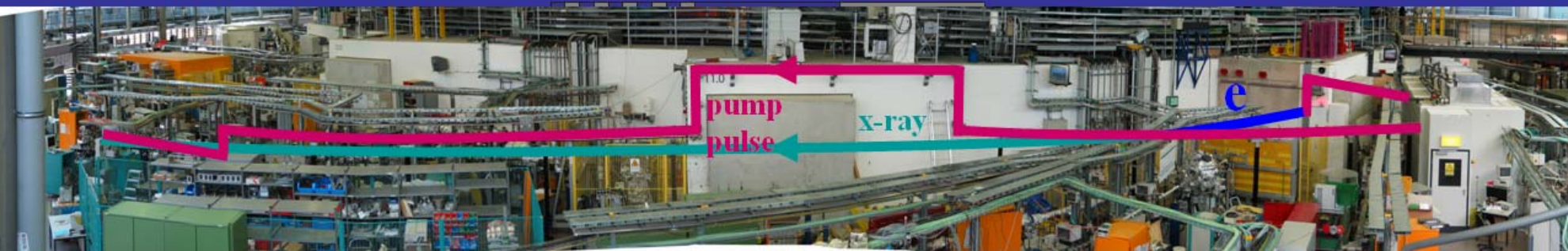
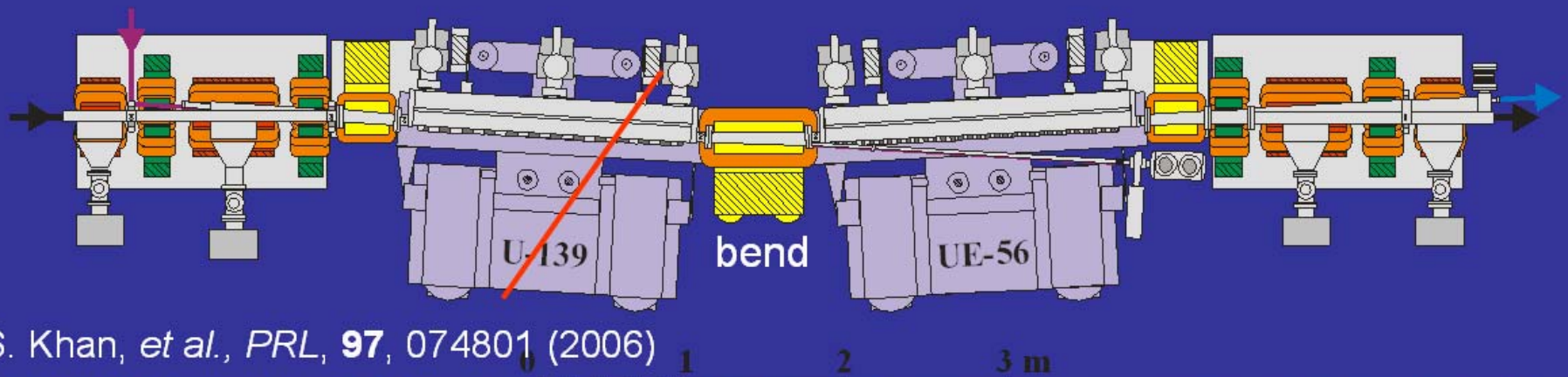
Shaukat Khan



Rolf Mitzner



Torsten Quast

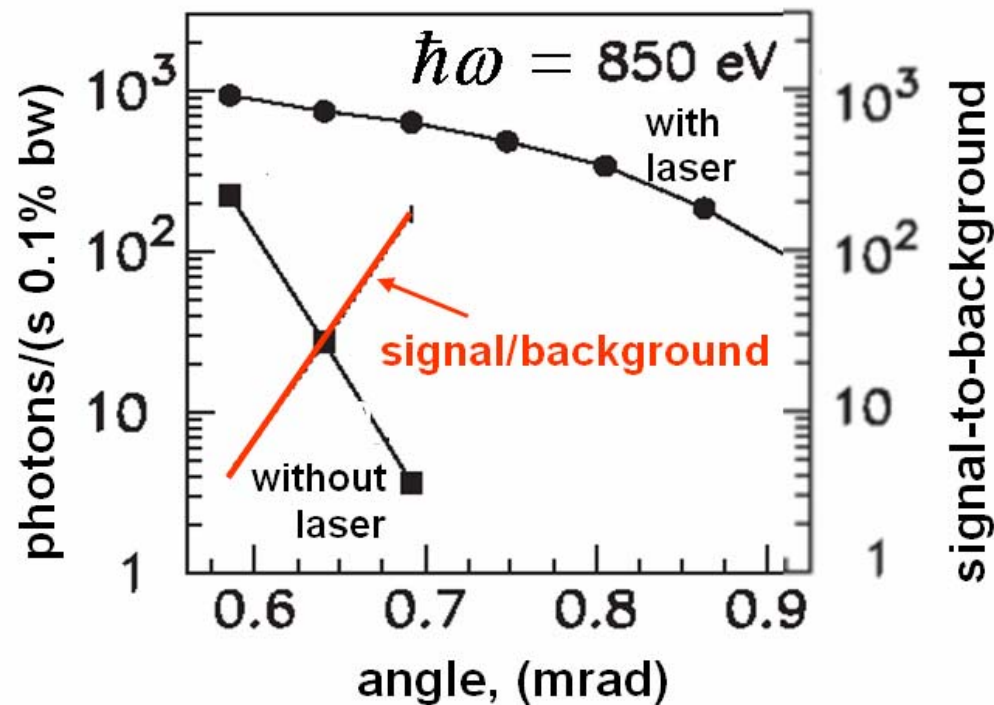
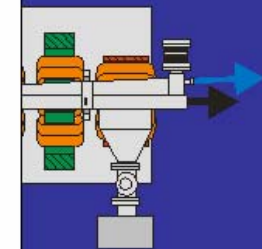
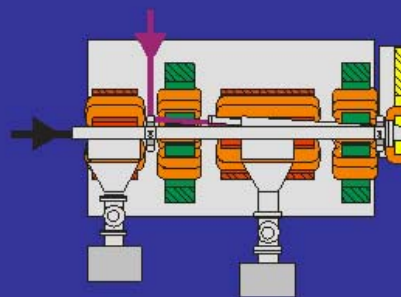




Karsten Holldack



T. Quast



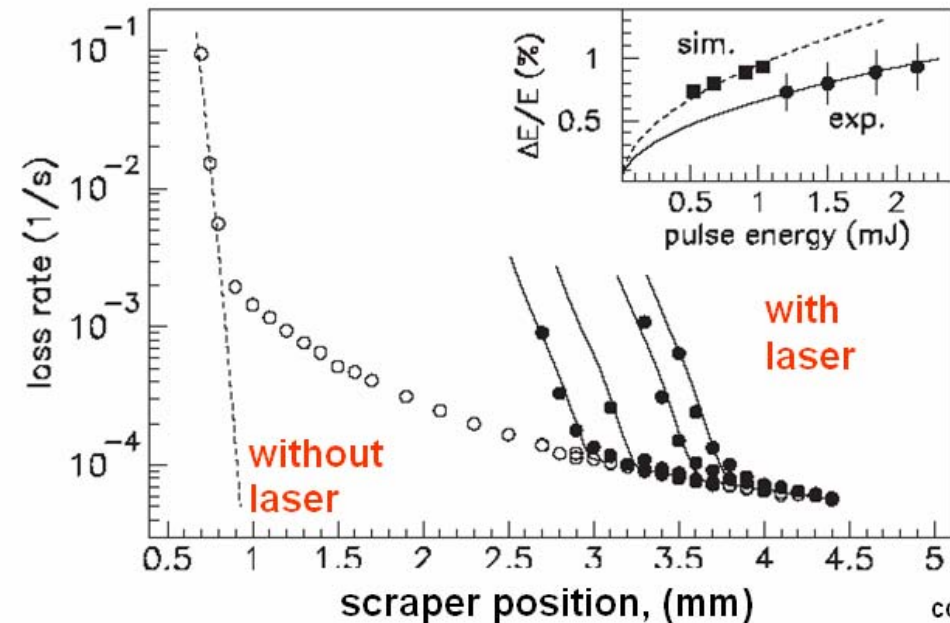
Detected photon rate per 0.1% bandwidth versus cutoff angle



Diagnostics (3)

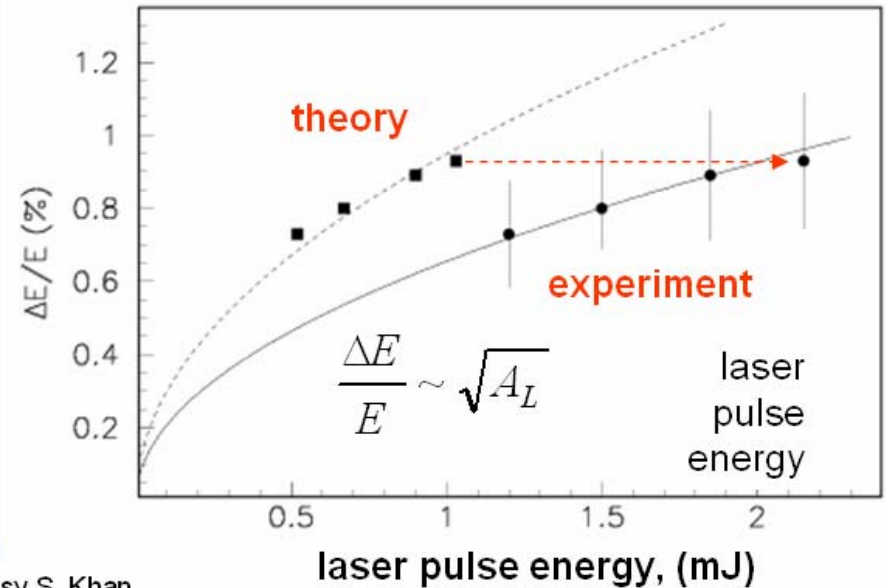
Deducing energy modulation amplitude from beam lifetime measurements using scraper in dispersive location (BESSY)

Electron loss rate versus scraper position



courtesy S. Khan

Energy modulation amplitude versus laser pulse energy

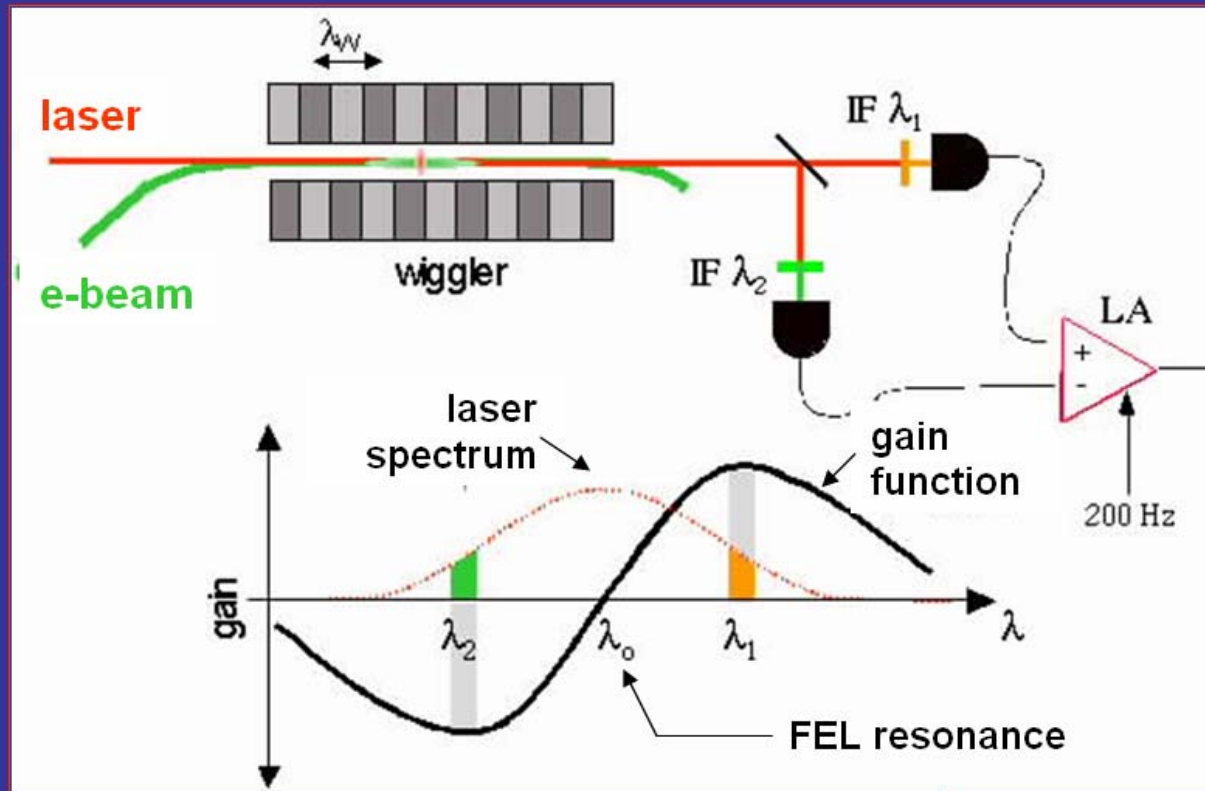


Approximately two times more laser pulse energy was used than it was predicted (same problem at ALS)
Not explained so far !



Small-signal FEL gain

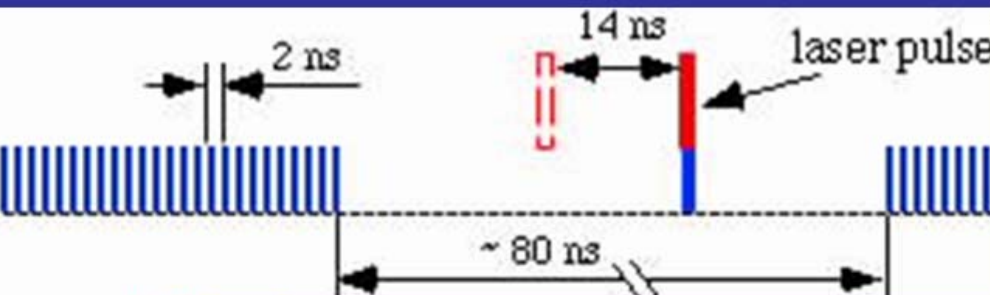
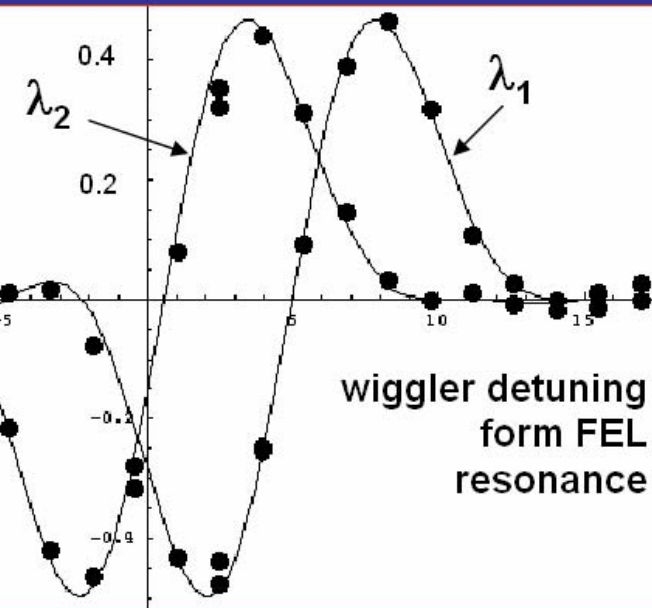
Measurement of FEL gain through wiggler at ALS



Madey's theorem

$$\text{FEL gain} \sim \frac{d}{dE} \langle \Delta E^2 \rangle$$

measured with
Gain, % laser oscillator



bunch train and a gap

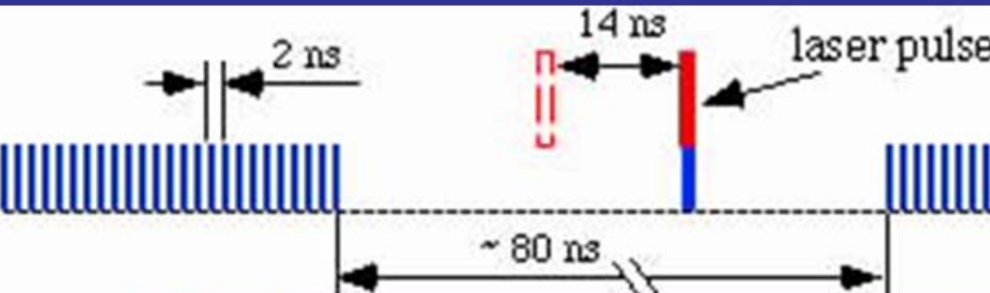
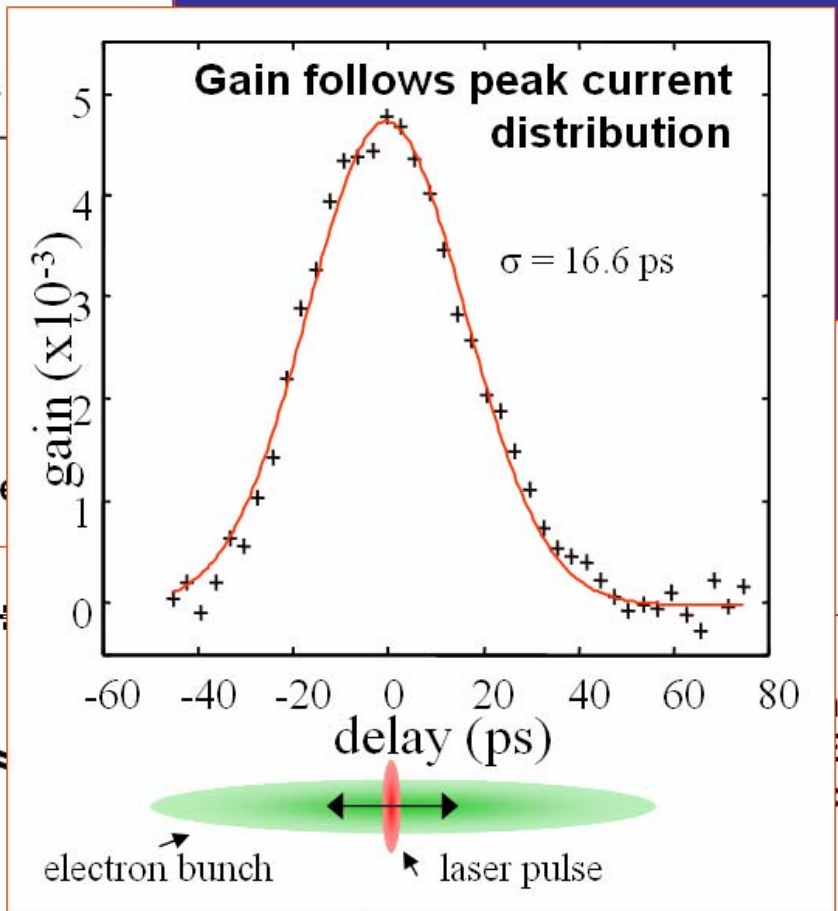
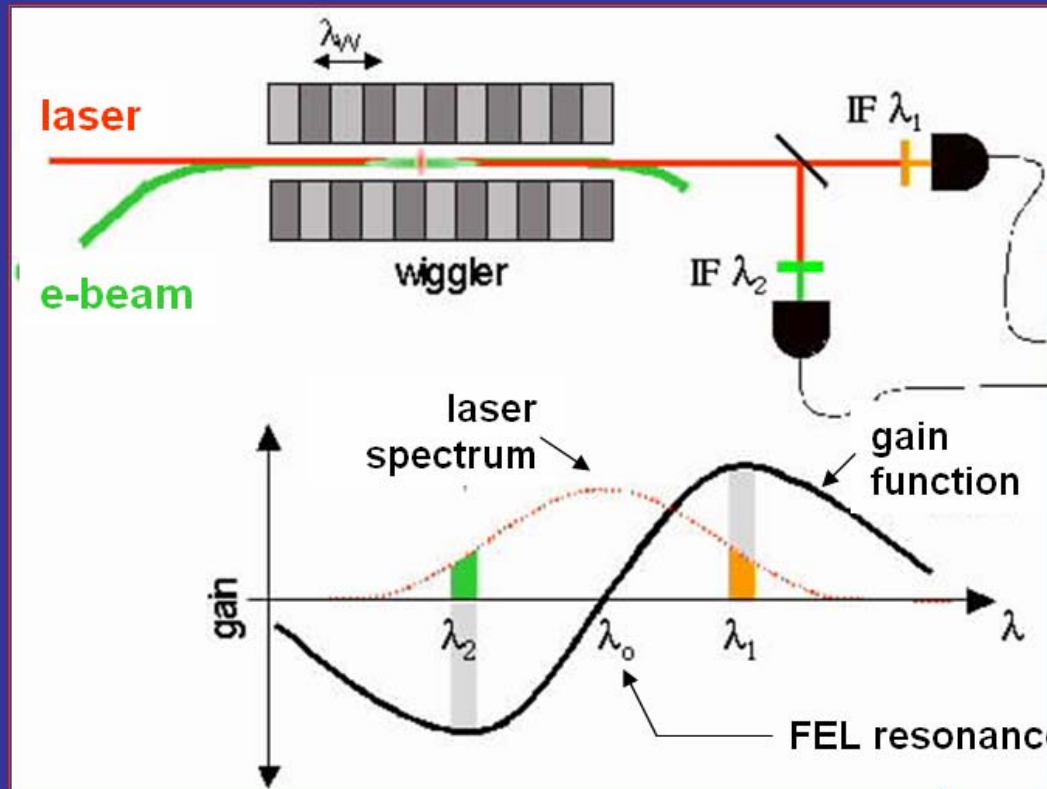
A. Zholents, 1987

Small-signal FEL gain

Measurement of FEL gain through wiggler at ALS

Madey's theorem

$$\text{FEL gain} \sim \frac{d}{dE} \langle \Delta E^2 \rangle$$

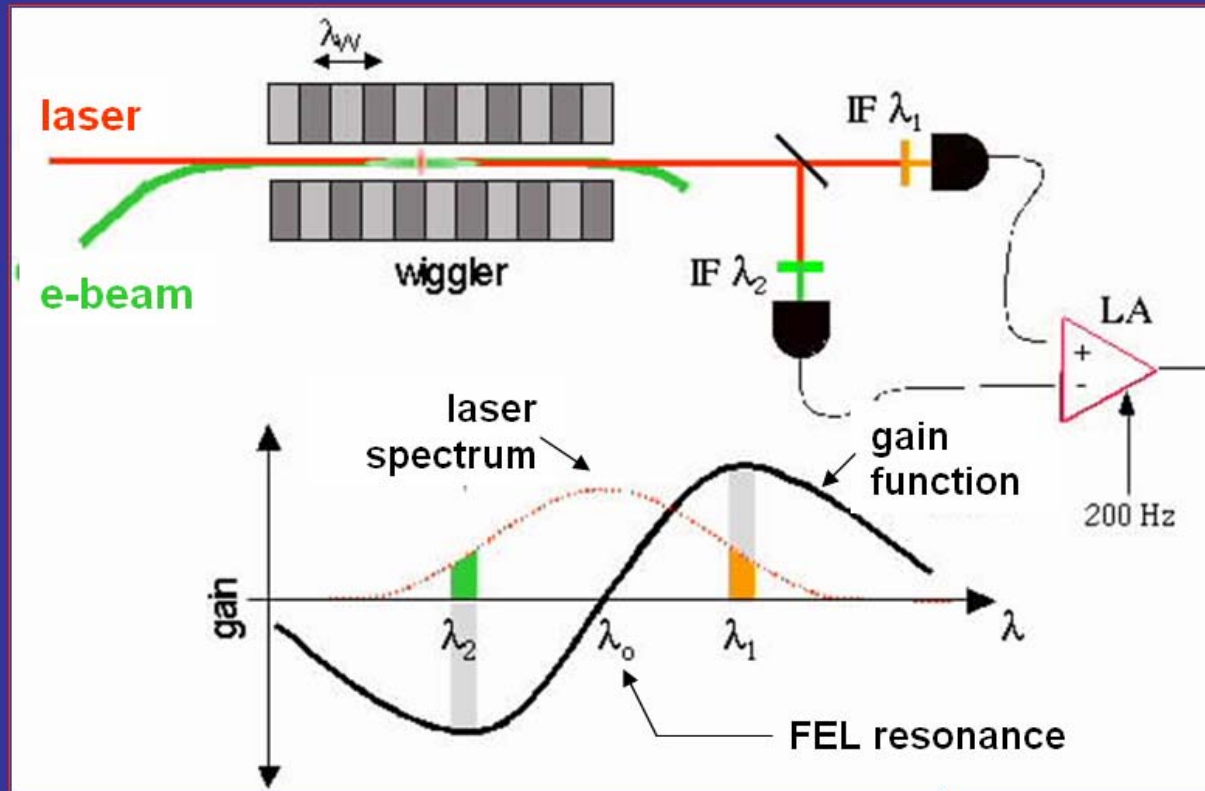


bunch train and a gap

A. Zholents, 1997

Small-signal FEL gain

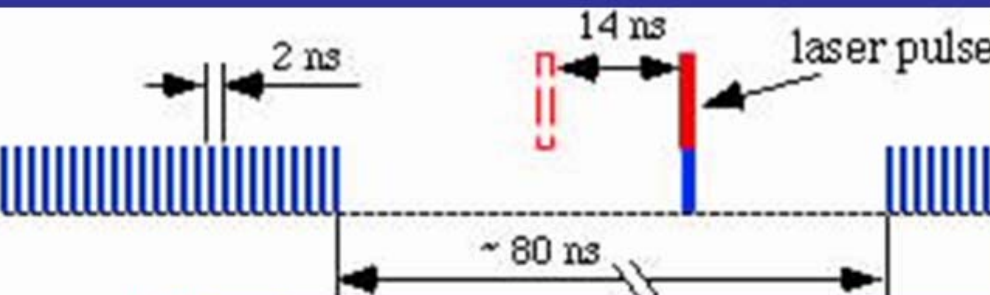
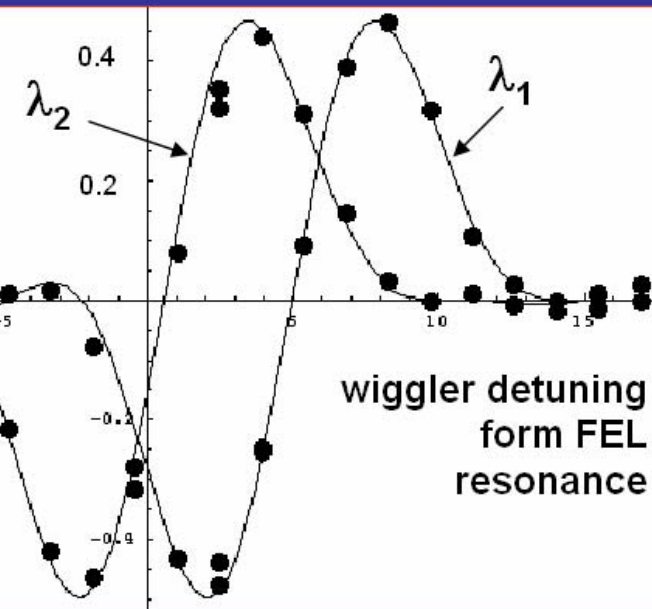
Measurement of FEL gain through wiggler at ALS



Madey's theorem

$$\text{FEL gain} \sim \frac{d}{dE} \langle \Delta E^2 \rangle$$

measured with
Gain, % laser oscillator

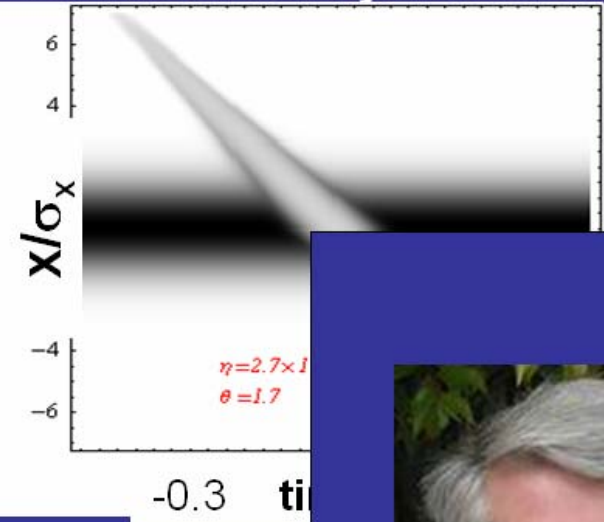


bunch train and a gap

A. Zholents, 1987

Subps, laser-induced coherent THz radiation¹

e-beam density distribution



e-beam density distribution

$$I(\omega) \sim \int \rho(t) e^{i\omega t} dt$$



Michael Martin

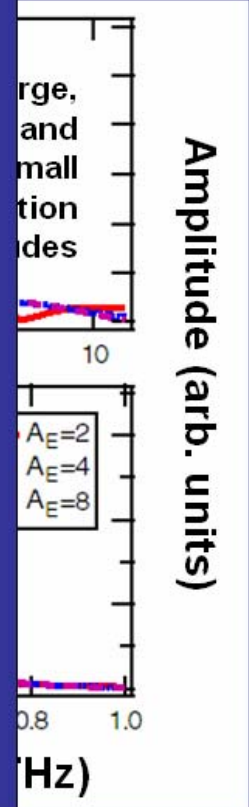


Fernando Sannibale



John Byrd

Dip in the e-beam density distribution expands and moves out as the electron bunch travels around the ring

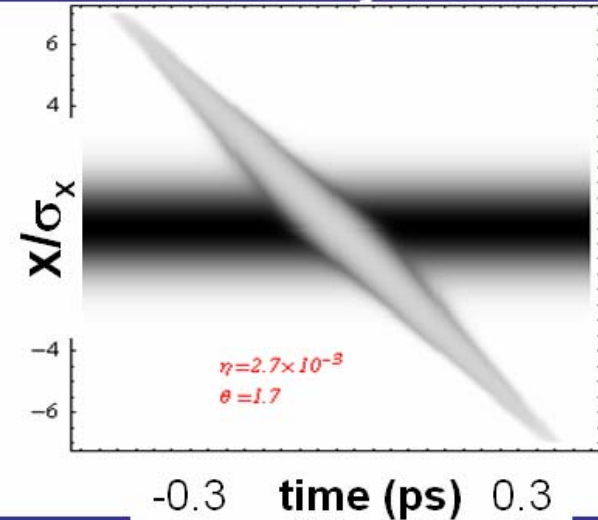


- 1) R.W.Schoenlein *et al*, *Appl. Physics*, **B71**, 1 (2000).
- 2) J. Byrd *et al*, *Phys. Rev. Lett.*, **96**, 164801(2006).
- 3) K. Holldack *et al*, *Phys. Rev. Lett.*, **96**, 054801 (2006).
- 4) J. Byrd *et al*, *Phys. Rev. Lett.*, **97**, 074802 (2006).



Subps, laser-induced coherent THz radiation¹

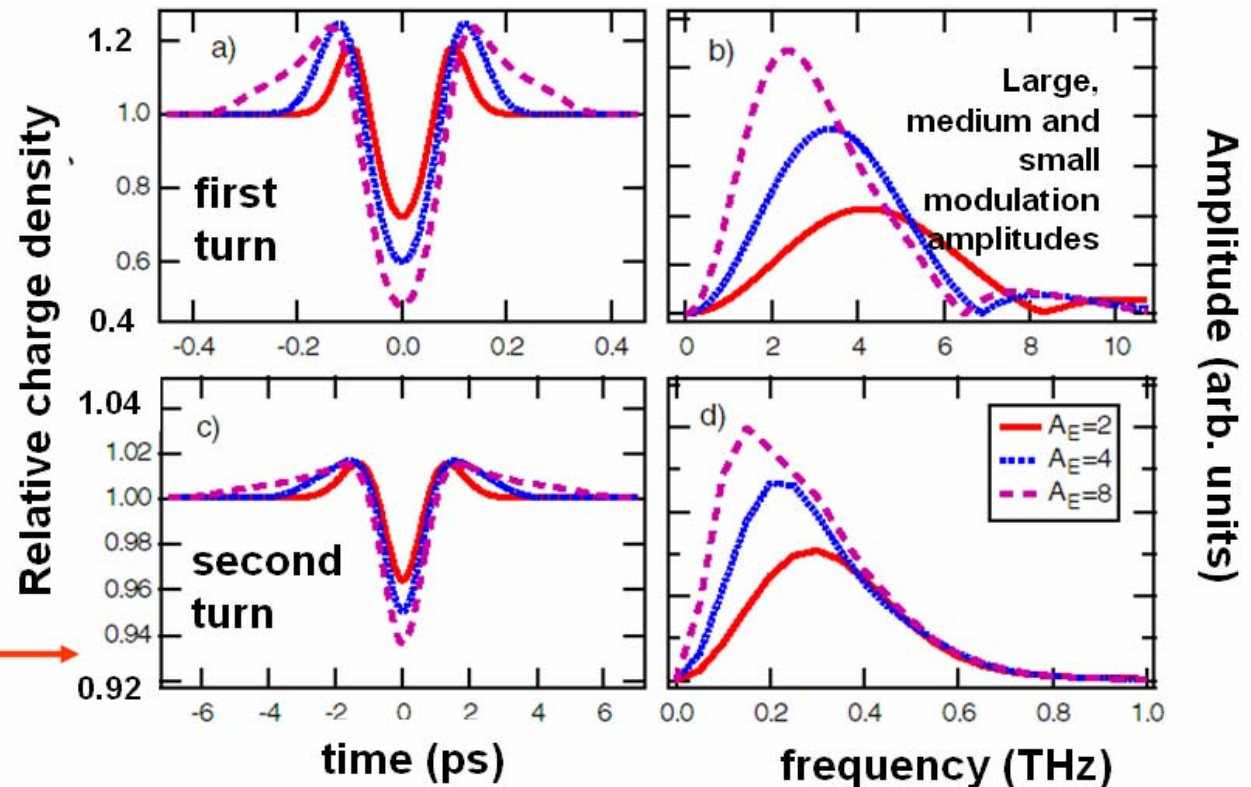
e-beam density distribution



e-beam density distribution

$$I(\omega) \sim \int \rho(t) e^{i\omega t} dt$$

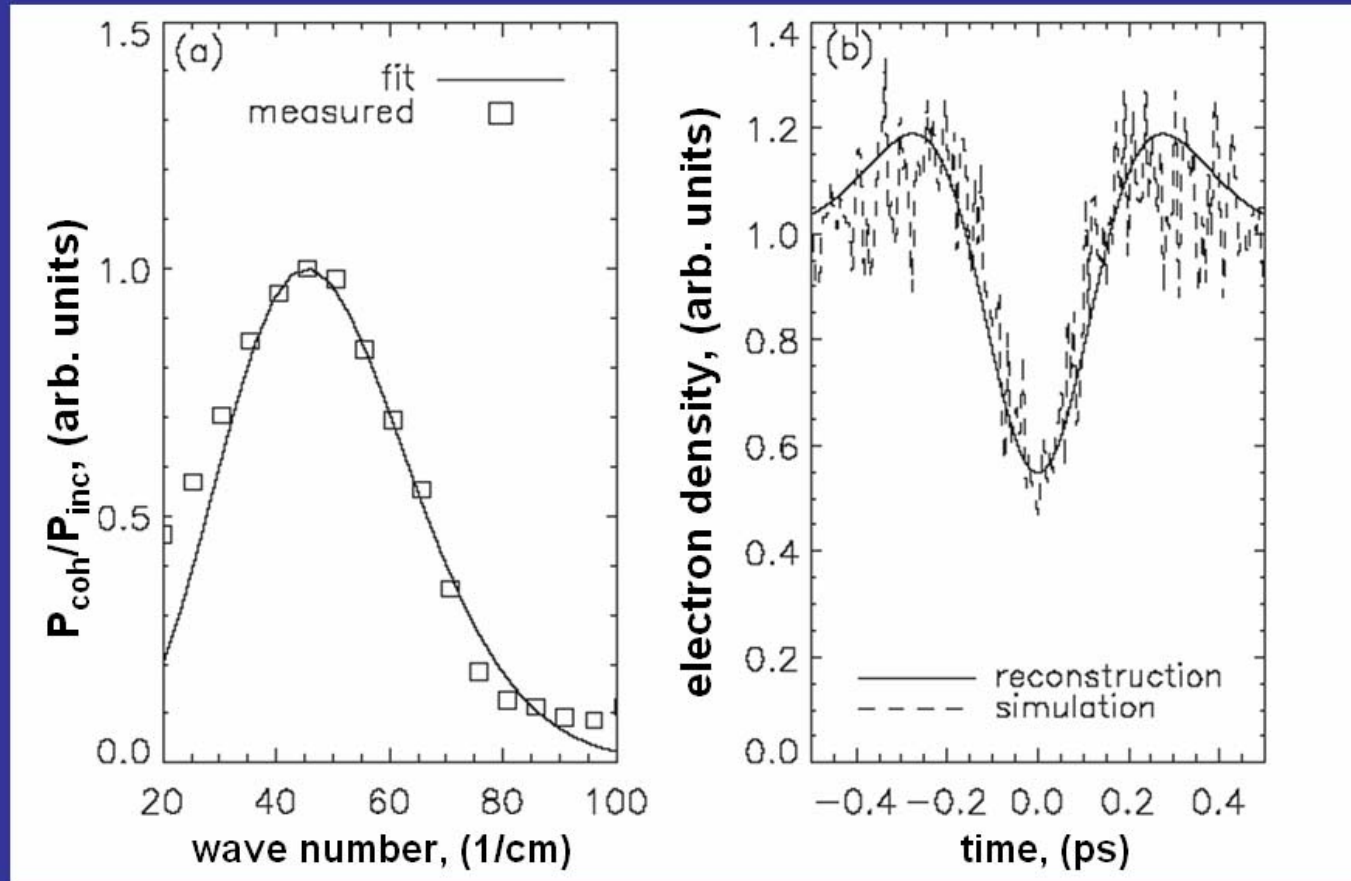
Dip in the electron density distribution expands and dries out as the electron bunch travels along the ring



- 1) R.W.Schoenlein *et al*, *Appl. Physics*, **B71**, 1 (2000).
- 2) J. Byrd *et al*, *Phys. Rev. Lett.*, **96**, 164801(2006).
- 3) K. Holldack *et al*, *Phys. Rev. Lett.*, **96**, 054801 (2006).
- 4) J. Byrd *et al*, *Phys. Rev. Lett.*, **97**, 074802 (2006).



Dip reconstruction from THz spectra¹



THz signal is now routinely used for tuning of laser e-beam interaction and to maintain it with a feedback on mirrors – BESSY, ALS, SLS



1) K. Holldack *et al*, *Phys. Rev. Lett.*, **96**, 054801 (2006).

Swiss Light Source ¹



Rafael Abela



Paul Beud

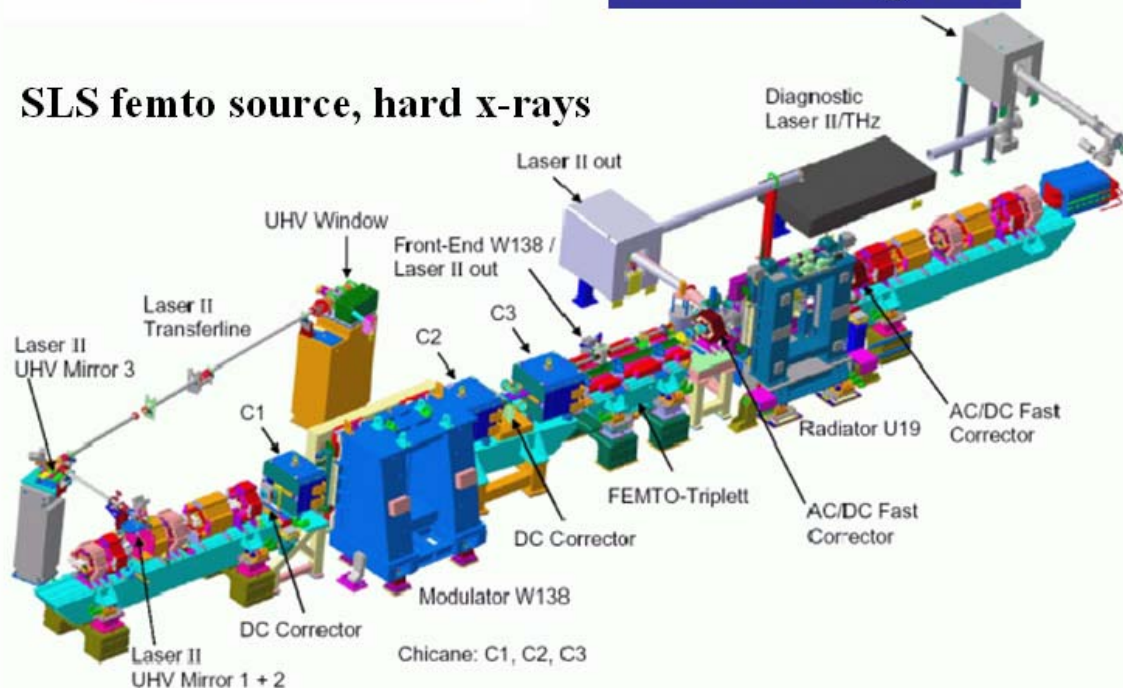


Gerhard Ingold



Steven Johnson

SLS femto source, hard x-rays



Volker Shlott



Andreas Streun



1) A. Streun *et al*, *Proc. EPAC06*, THPLS062, Edinburg, (2006).

Toward sub-fs x-ray pulses¹

We propose to use electron interaction with the laser pulse in TEM₀₁ mode (polarized in the vertical plane):

$$E_y = E_0 \frac{y}{w_0} e^{-\frac{\tau^2}{4\sigma_\tau^2}} e^{-\frac{r^2}{w_0^2}} \sin(k(z - ct) + \psi)$$

to get an energy gain (variable with y , i.e. $\Delta E(y)$)

and, according to Panofsky-Wentzel theorem :

$$\frac{\partial \Delta y'}{\partial s} = \frac{\partial}{\partial y} \left(\frac{\Delta E(y)}{E} \right)$$

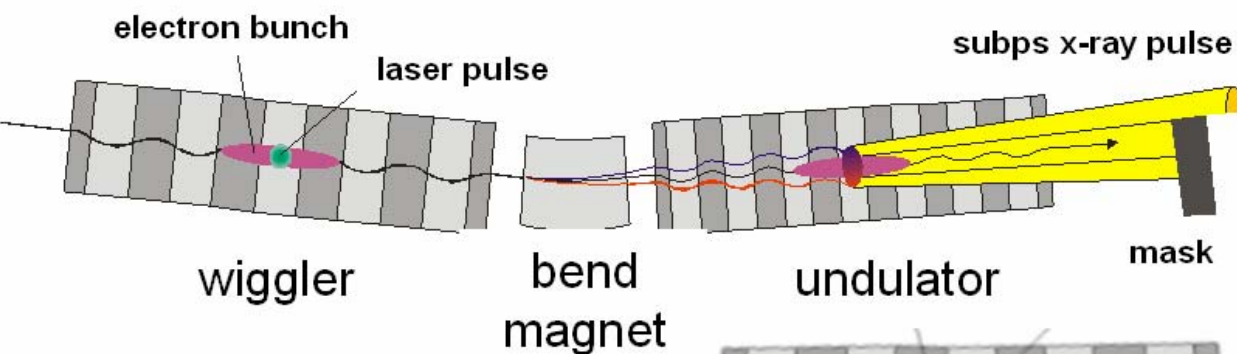
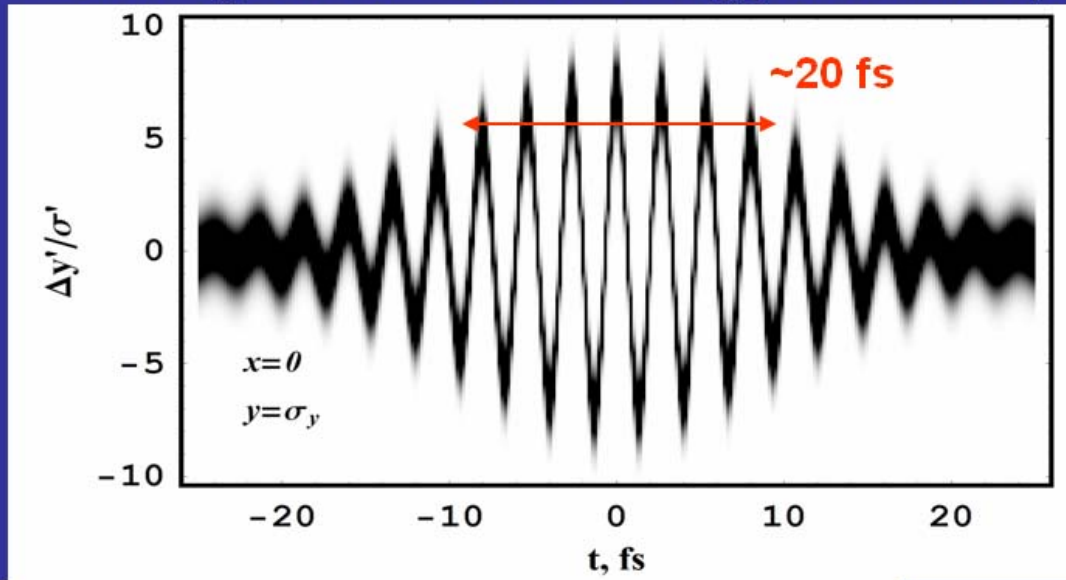
a vertical kick $\Delta y'$



- 1) A. Zholents, M. Zolotarev, CBP Tech Note-372, (2007), submit. to New Journal of Physics.
- 2) A. Zholents, M. Zolotarev, LBNL-62750, (2007)

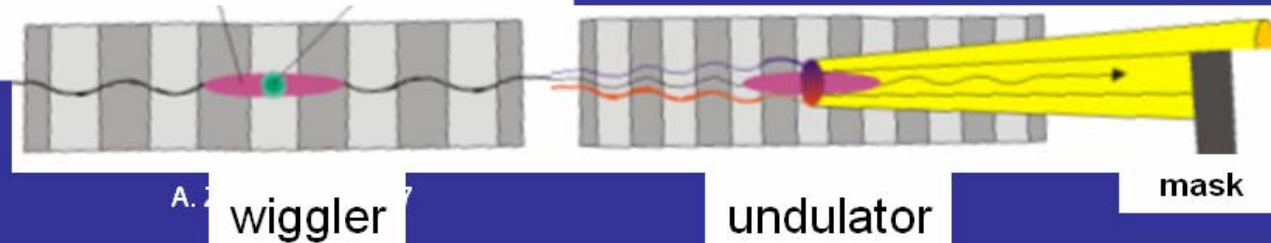
Toward sub-fs x-ray pulses (2)

Example of angular modulation produced by 5 mJ, 15 fs laser pulse in TEM₀₁ mode interacting with electrons in a wiggler with five periods



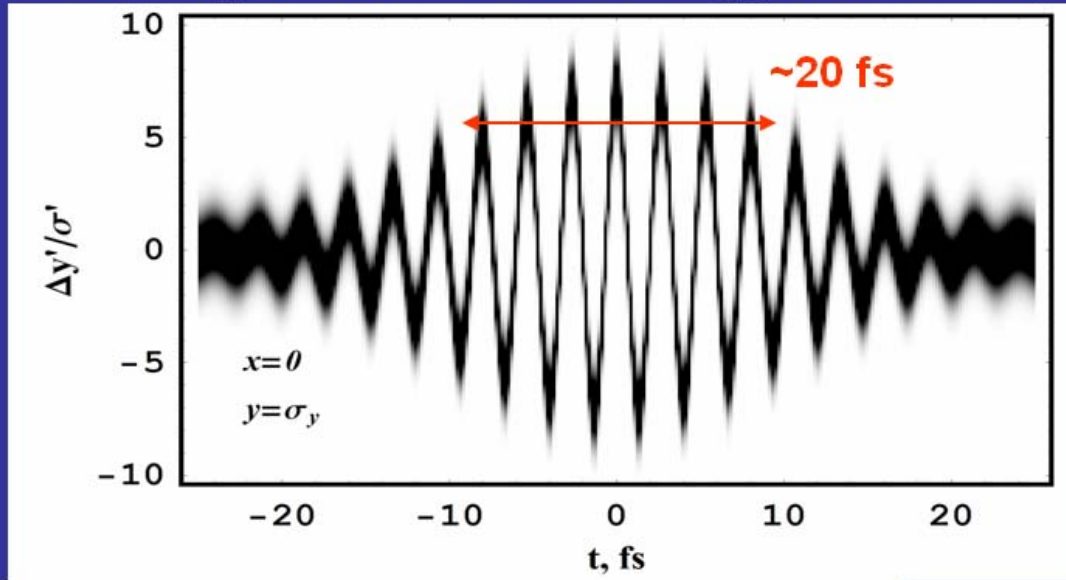
Difficult because electrons emit into a relatively large angle

sub-ps x-ray pulse

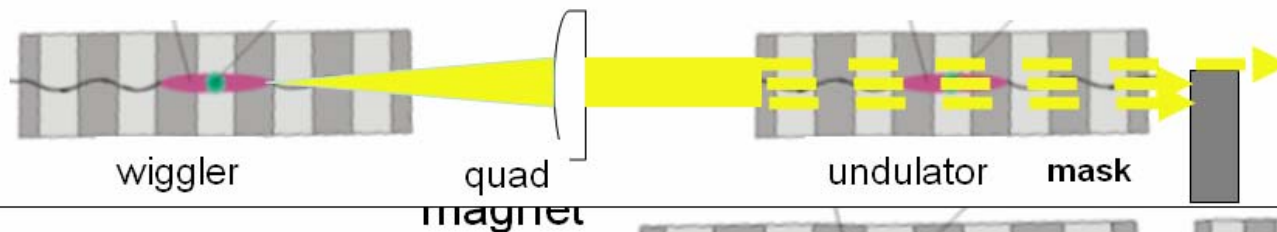


Toward sub-fs x-ray pulses (2)

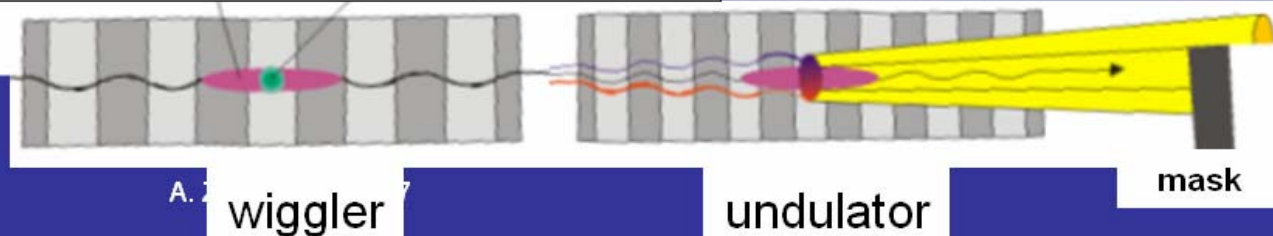
Example of angular modulation produced by 5 mJ, 15 fs laser pulse in TEM₀₁ mode interacting with electrons in a wiggler with five periods



Select x-rays using coordinate separation at undulator location with 90° betatron phase advance from wiggler

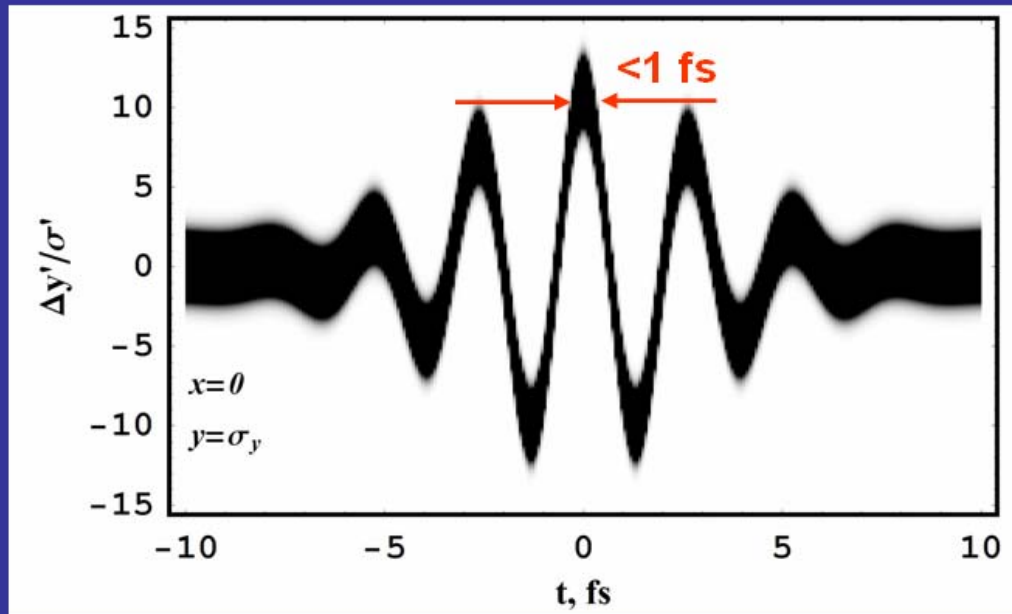


Difficult because electrons emit into a relatively large angle



Toward sub-fs x-ray pulses (3)

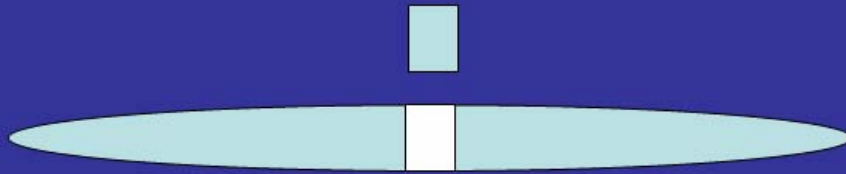
Example of angular modulation produced by 5 mJ, 5 fs laser pulse in TEM₀₁ mode with carrier-envelope phase stabilization interacting with electrons in a wiggler with one periods



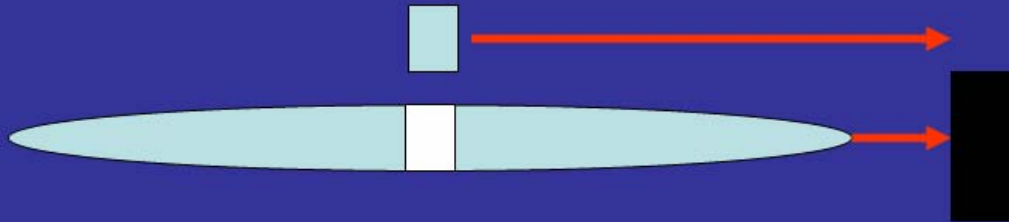
RF orbit deflection technique



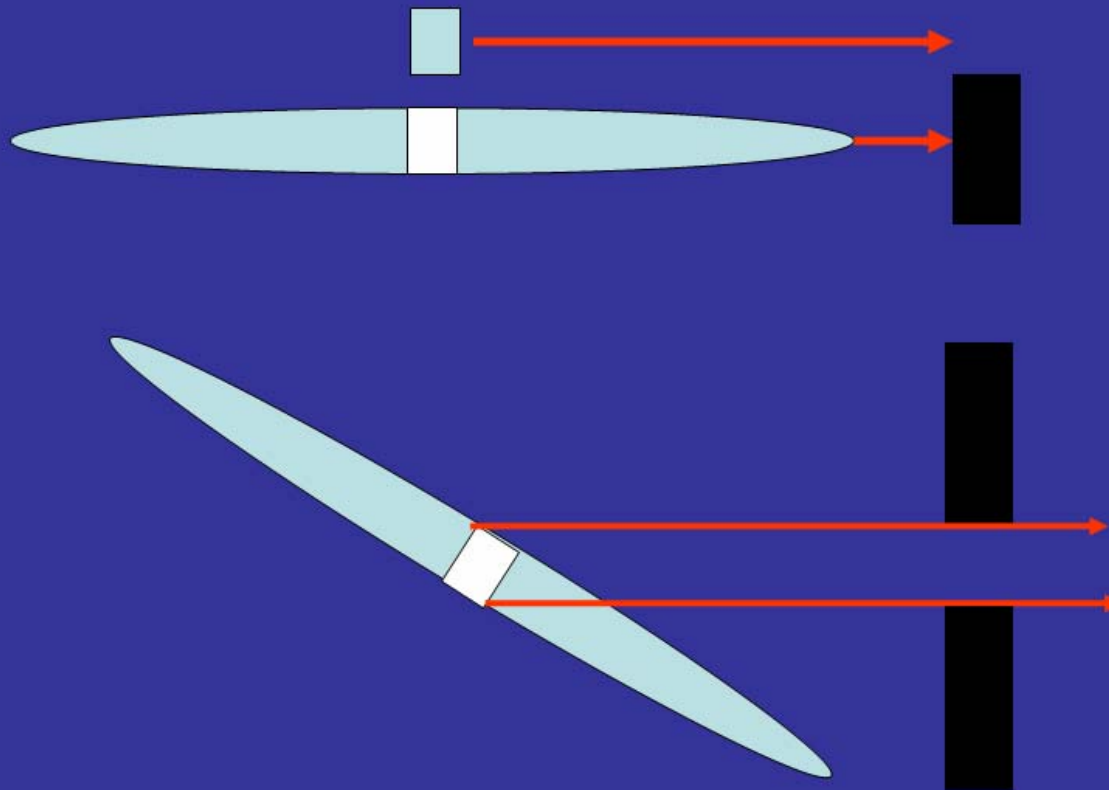
RF orbit deflection technique



RF orbit deflection technique

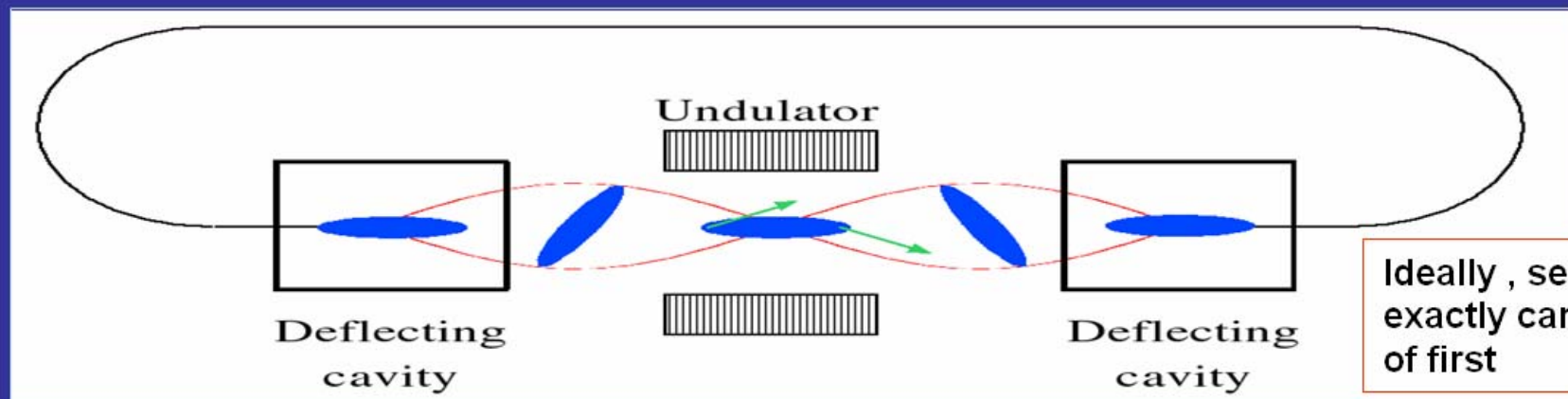


RF orbit deflection technique

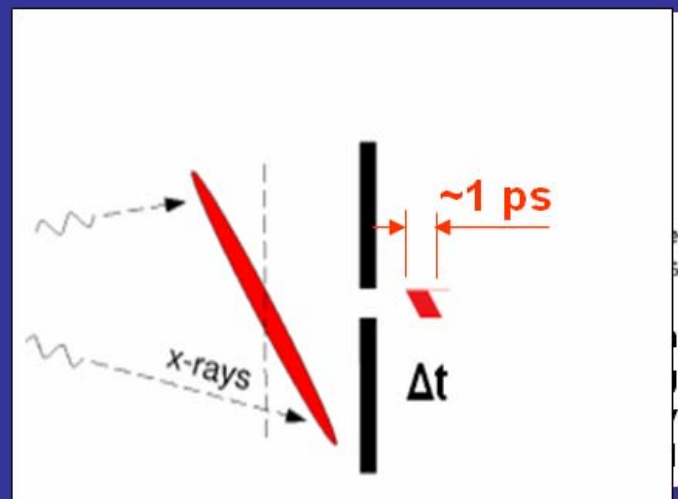
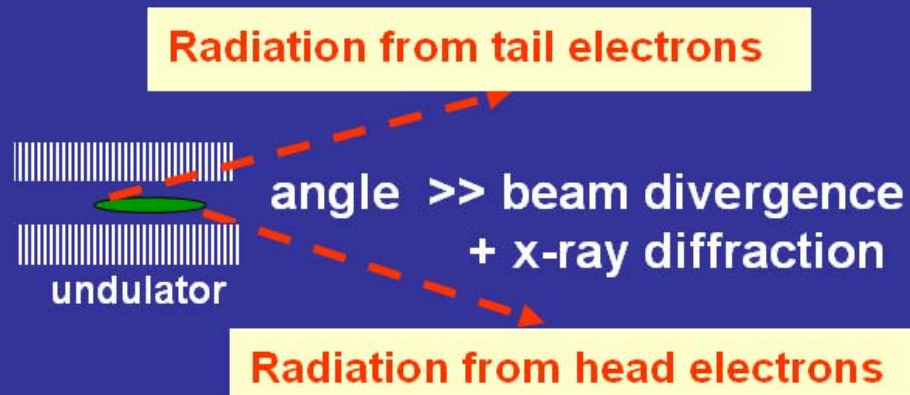


High repetition rate source of sub-ps x-ray pulses¹

Utilizing Compression of sub-ps x-ray pulses



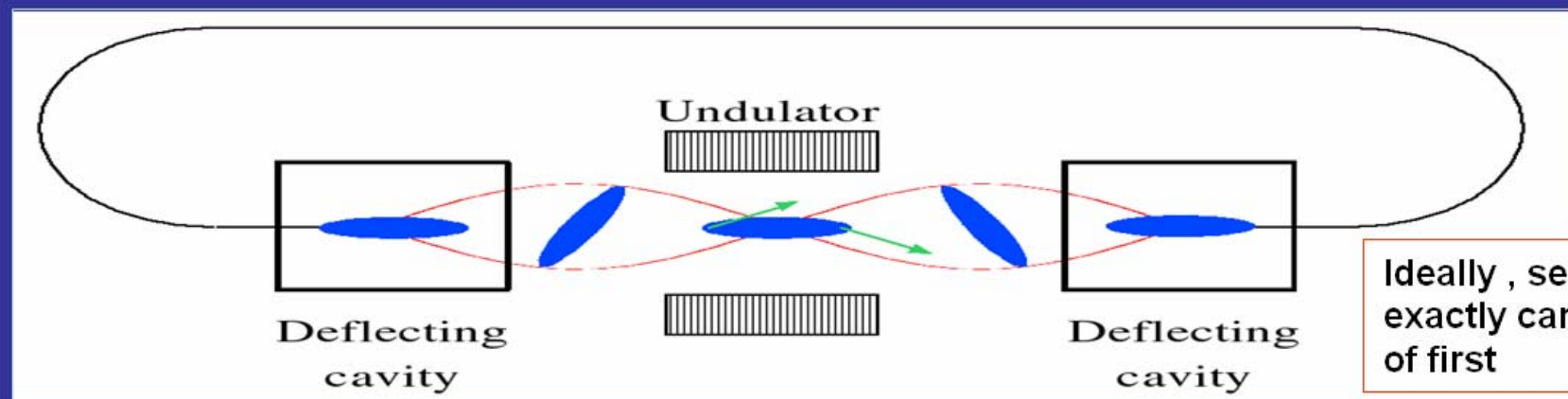
Deflecting cavity delivers a time-dependent vertical kick to the beam



- 1) A. Zholents, P. Heimann, M. Zolotarev, J. Byrd, *NIM A*, **425**, 385 (1999).
- 2) M. Katoh, *Japan. J. Appl. Phys*, **38**, L547(1999)

High repetition rate source of sub-ps x-ray pulses¹

Utilizing Compression of sub-ps x-ray pulses

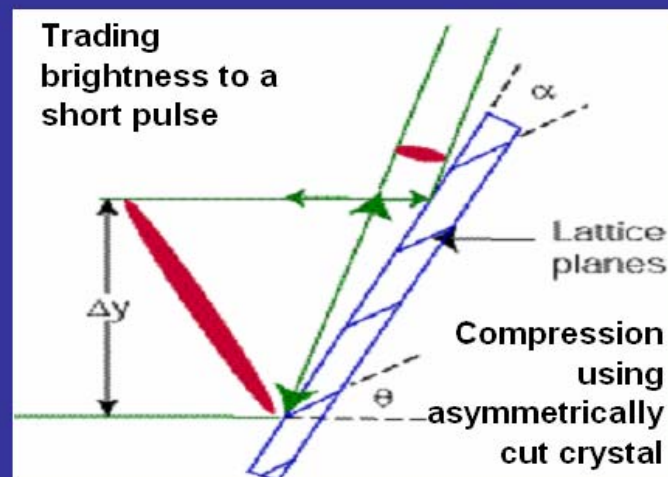


Deflecting cavity delivers a time-dependent vertical kick to the beam

Radiation from tail electrons

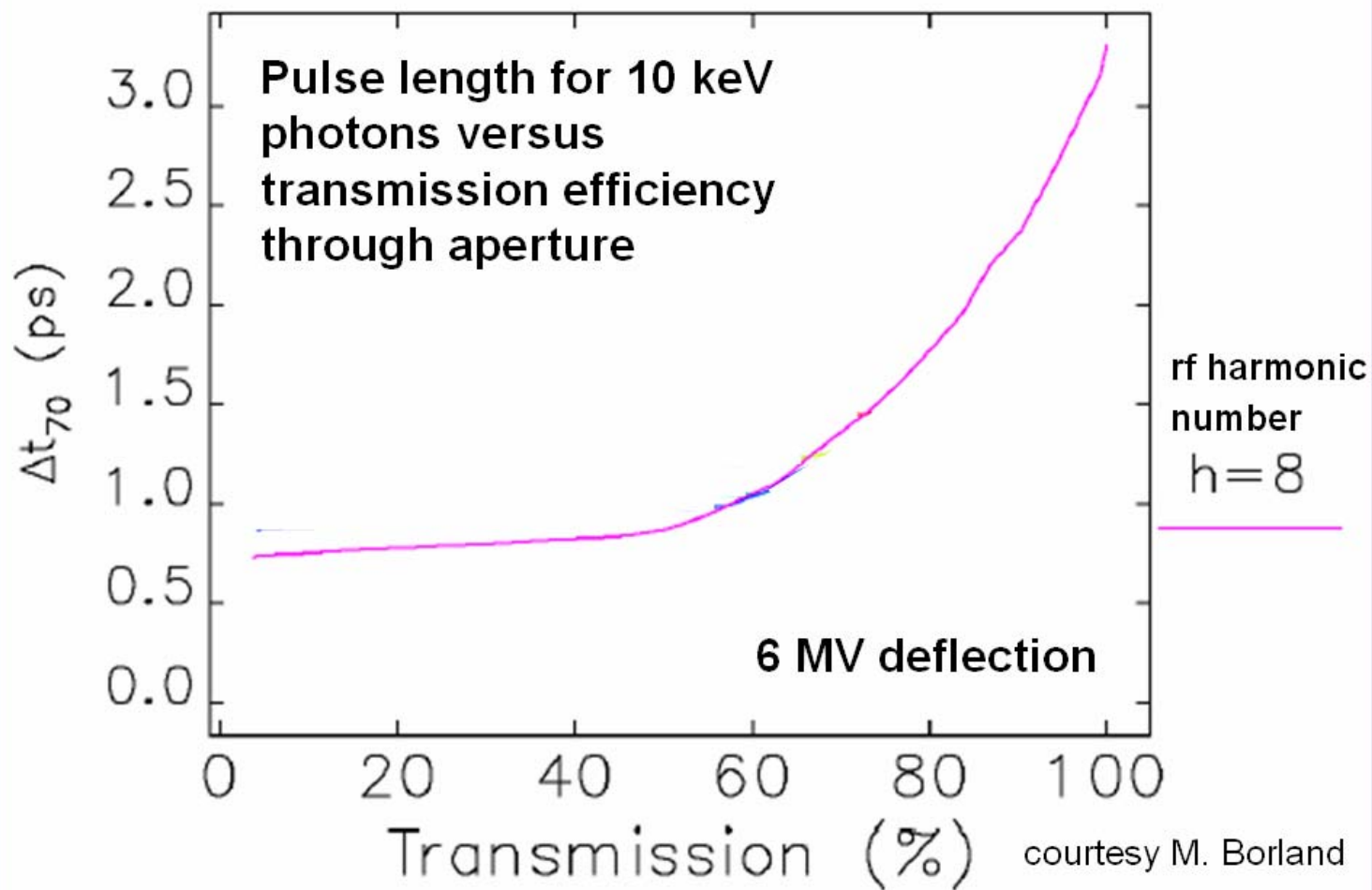


Radiation from head electrons



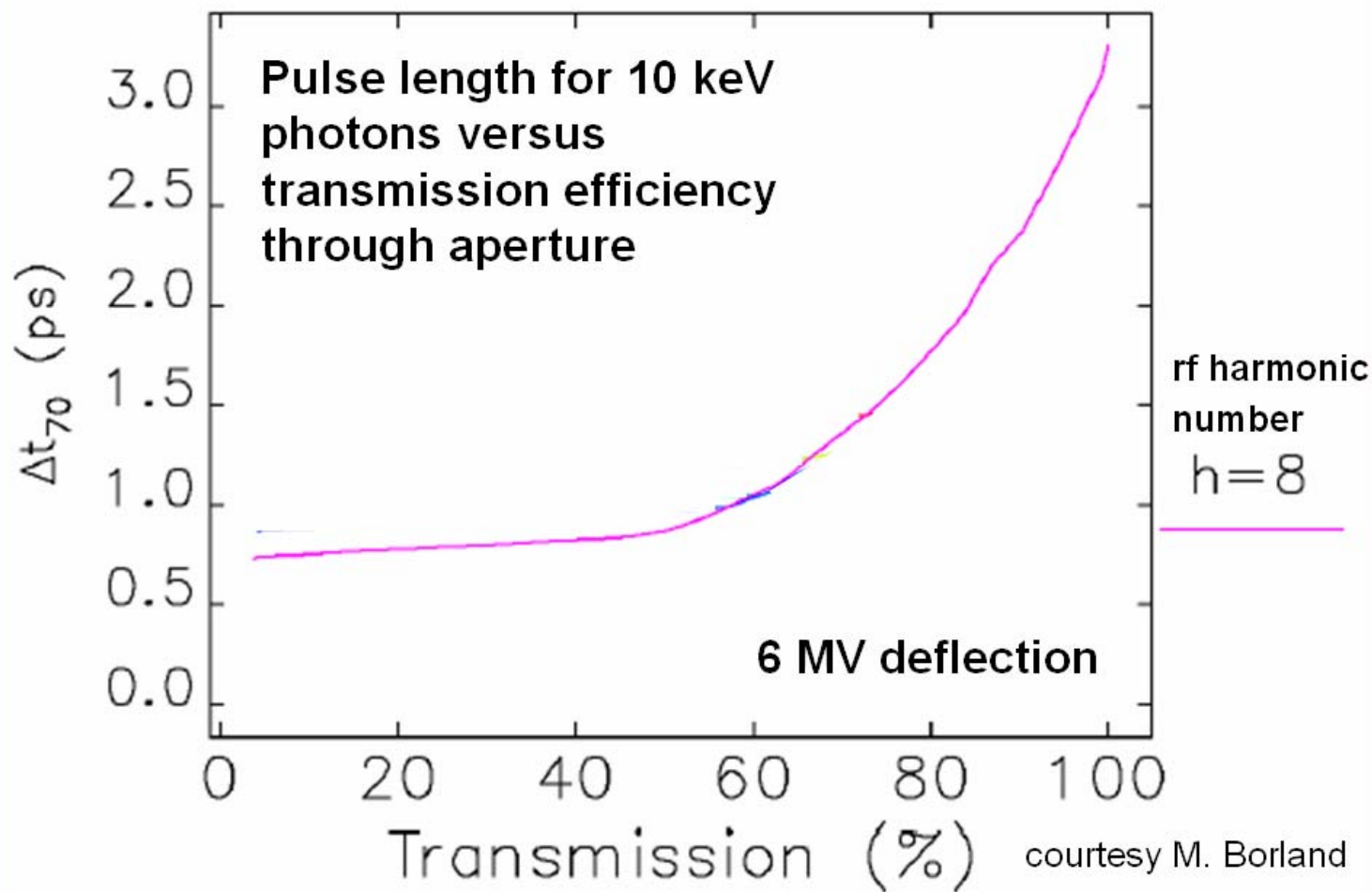
- 1) A. Zholents, P. Heimann, M. Zolotarev, J. Byrd, *NIM A*, **425**, 385 (1999).
- 2) M. Katoh, *Japan. J. Appl. Phys*, **38**, L547(1999)

Application to the Advanced Photon Source¹



- 1) M. Borland, TUPMN091, this conference
- 2) B. Yang, TUPMN104, this conference

Application to the Advanced Photon Source¹



APS

M. Borland
D. Bromberek
Y.-C. Chae
L. Emery
A. Grelick
K. Harkay
A. Nassiri
V. Sajaev
T. Smith
G. Waldschmidt

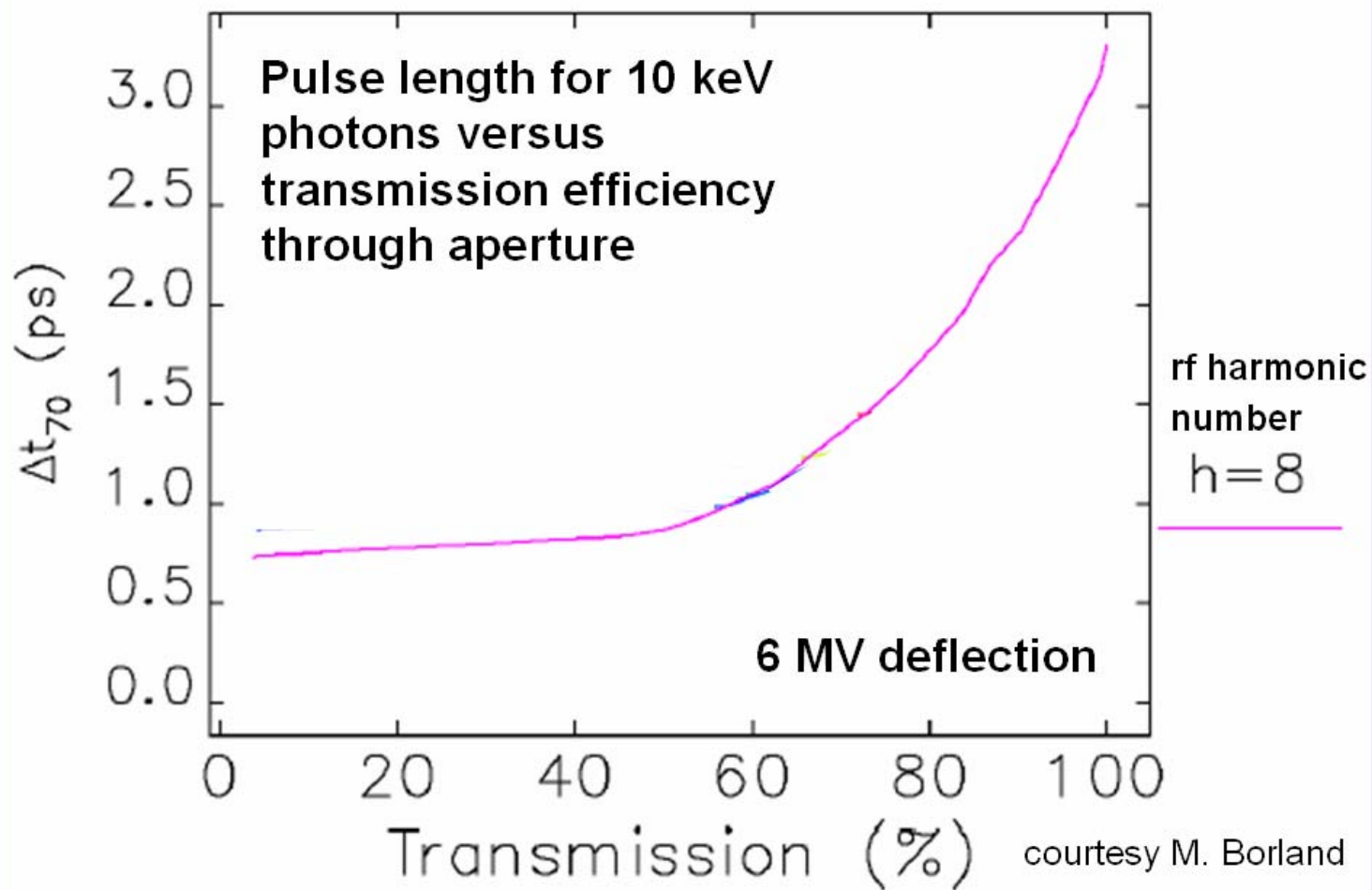
SLAC

V. Dolgashev

Pulsed rf system with 1 kHz rep. rate is planned for installation at APS in the fall 2007

- 1) M. Borland, TUPMN091, this conference
- 2) B. Yang, TUPMN104, this conference

Application to the Advanced Photon Source¹



APS

M. Borland
D. Bromberek
Y.-C. Chae
L. Emery
A. Grelick
K. Harkay
A. Nassiri
V. Sajaev
T. Smith
G. Waldschmidt

SLAC

V. Dolgashev

Pulsed rf system with 1 kHz rep. rate is planned for installation at APS in the fall 2007

1) M. Borland, TUPMN091, this conference

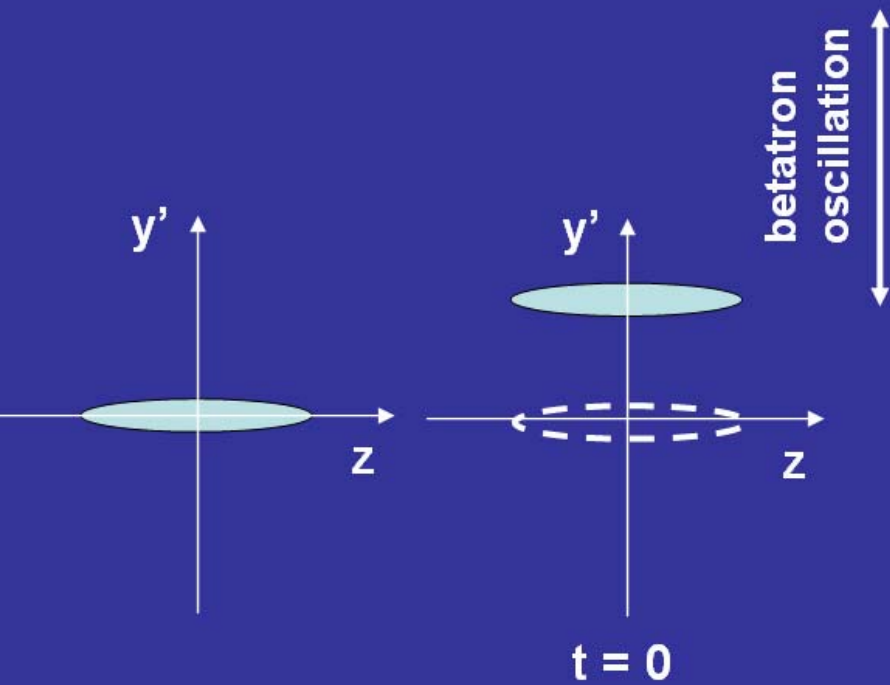
2) B. Yang, TUPMN104, this conference

V. Dolgashev et al., WEPMS038; A. Grelick et al., WEPMN085

M. Borland et al., THPAN089

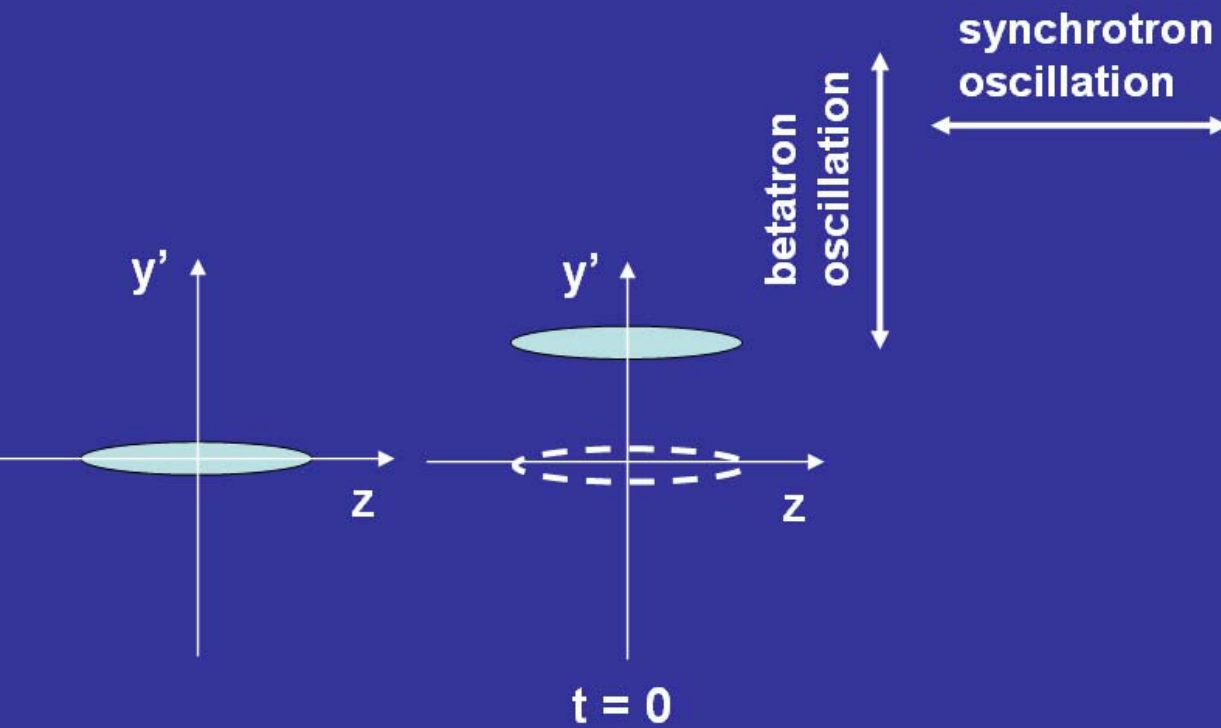
Y.-C. Chae et al., FRPMN105; L. Emery et al., FRPMN108

Generation of sub-ps x-ray pulses using orbit kick¹



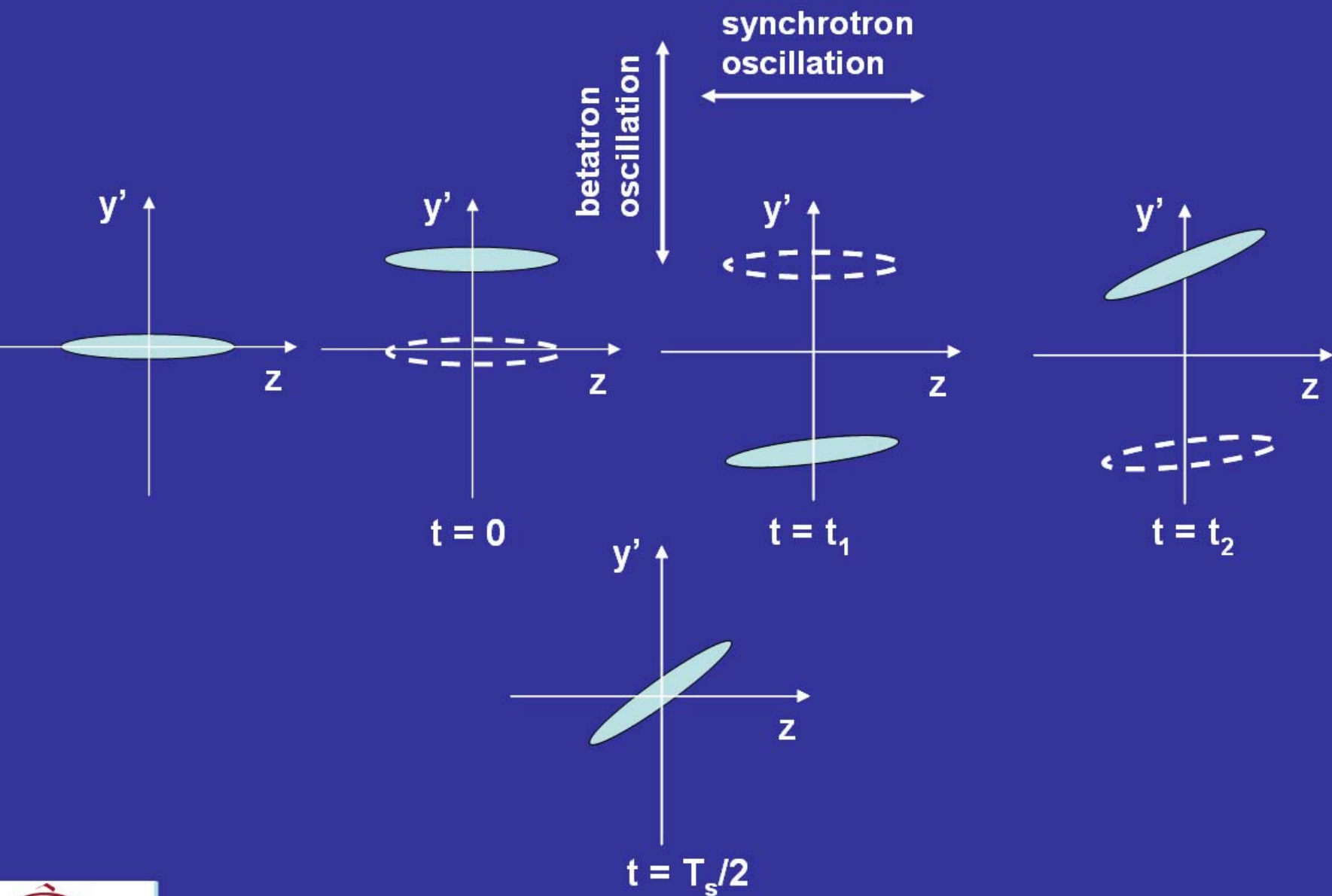
1) W. Guo et al., *Phys. Rev. ST-AB*, **10**, 020701 (2007).

Generation of sub-ps x-ray pulses using orbit kick¹



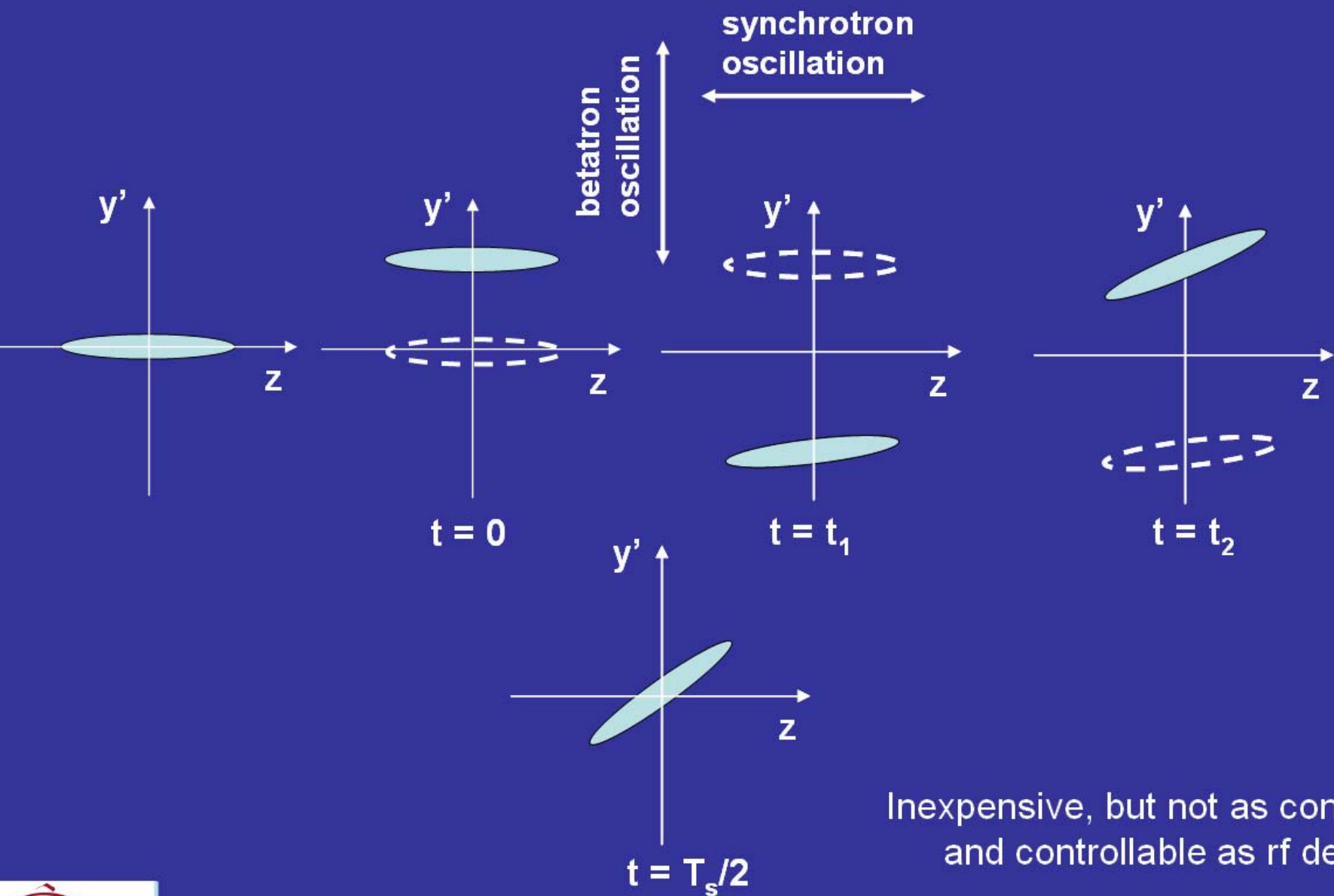
1) W. Guo et al., *Phys. Rev. ST-AB*, **10**, 020701 (2007).

Generation of sub-ps x-ray pulses using orbit kick¹



1) W. Guo et al., *Phys. Rev. ST-AB*, **10**, 020701 (2007).

Generation of sub-ps x-ray pulses using orbit kick¹



Inexpensive, but not as convenient and controllable as rf deflection



1) W. Guo et al., *Phys. Rev. ST-AB*, **10**, 020701 (2007).

Summary

- The “slicing” technique for generation of sub-ps x-ray pulses in a storage ring had been successfully implemented at ALS, BESSY and SLS.
- All three facilities produced experimental results:
 - 1) A. Cavalleri, M. Rini, H.H. Chong, S. Foumaux, T.E. Glover, P.A. Heimann, J.C. Kieffer, R. W. Schoenlien, *Phys. Rev. Lett.*, **95**, 067405 (2005)
 - 2) A. Cavalleri, S. Wall, C. Simpson, E. Statz, D.W. Ward, K.A. Nelson, M. Rini, R. W. Schoenlien, *Nature*, **442**, 664 (2006)
 - 3) C. Stamm, T. Kachel, N. Pontius, R. Mitzner, T. Quast, K. Holldack, S. Khan, C. Lupulescu, E.F. Aziz, M. Wietstruk, H.A. Dürr, W. Eberhardt, submitted for a publication.
 - 4) M. Chergui, R. Abela *et al.*, submitted for a publication.
- The technique of the rf orbit deflection has been intensively studied for APS and should soon be tested there using pulsed S-band cavities
- These facilities permit us to have a glimpse of a microworld with a sub-ps resolution that will eventually be scrutinized when x-ray free electron lasers will come to life.



Outlook



Ferenc Krausz

In 2001 Ferenc Krausz and coworkers at *Technische Universität Wien, Steacie Institute of Molecular Science, Canada, Universität Bielefeld, Germany* once again redefined the term “ultrafast” when they reported the demonstration of subfemtosecond pulses using HHG and a few-cycle laser pulse with a carrier-envelope phase stabilization¹.

- 1) M. Hentschel, R. Kienberger, Ch. Spielmann, G. Reider, N. Milosevic, P. Corkum, U. Heinzmann, M. Drescher, F. Krausz, “Attosecond metrology”, *Nature*, **441**, 509 (2001).

A. Zolentis, PAC07

Outlook



Ferenc Krausz

In 2001 Ferenc Krausz and coworkers at *Technische Universität Wien, Steacie Institute of Molecular Science, Canada, Universität Bielefeld, Germany* once again redefined the term “ultrafast” when they reported the demonstration of subfemtosecond pulses using HHG and a few-cycle laser pulse with a carrier-envelope phase stabilization¹.

This trend will be followed by generation of subfemtosecond x-ray pulses using new x-ray free electron lasers under construction.

- 1) M. Hentschel, R. Kienberger, Ch. Spielmann, G. Reider, N. Milosevic, P. Corkum, U. Heinzmann, M. Drescher, F. Krausz, “ Attosecond metrology”, *Nature*, **441**, 509 (2001).

A. Zolents, PAC07



P. Beaud, M. Borland, K. Harkay, K. Holldack, G. Ingold, S. Khan, V. Sajaev, C. Stamm, A. Streun, R. Schoenlein kindly provided material for this talk.

All of them are gratefully acknowledge.



P. Beaud, M. Borland, K. Harkay, K. Holldack, G. Ingold, S. Khan, V. Sajaev, C. Stamm, A. Streun, R. Schoenlein kindly provided material for this talk.

All of them are gratefully acknowledge.

I also grateful to J. Byrd, E. Glover, P. Hiemann, K. Holldack, S. Khan, M. Martin, F. Sannibale, V. Sajaev, R. Schoenlein, M. Zolotorev, and many others with whom I had a pleasure to work together.



P. Beaud, M. Borland, K. Harkay, K. Holldack, G. Ingold, S. Khan, V. Sajaev, C. Stamm, A. Streun, R. Schoenlein kindly provided material for this talk.

All of them are gratefully acknowledge.

I also grateful to J. Byrd, E. Glover, P. Hiemann, K. Holldack, S. Khan, M. Martin, F. Sannibale, V. Sajaev, R. Schoenlein, M. Zolotorev, and many others with whom I had a pleasure to work together.

Thank you for your attention





A. Zholents, PAC07

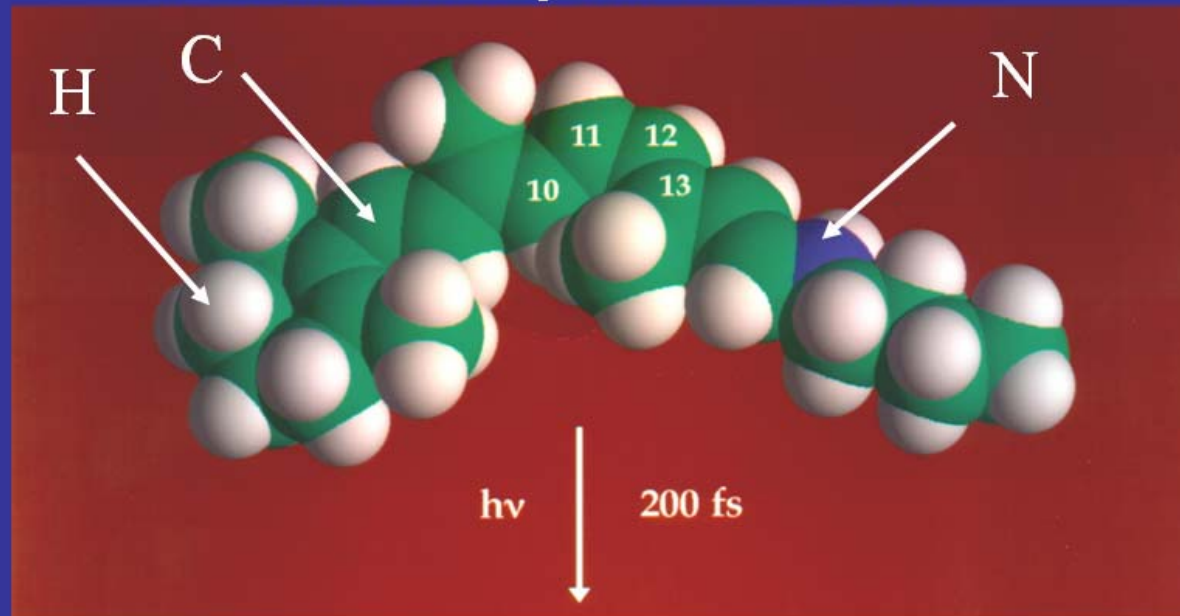
Back-up slides



Ultrafast processes in biology

"The first step in vision....." ¹

Molecule of
rhodopsin
before ...

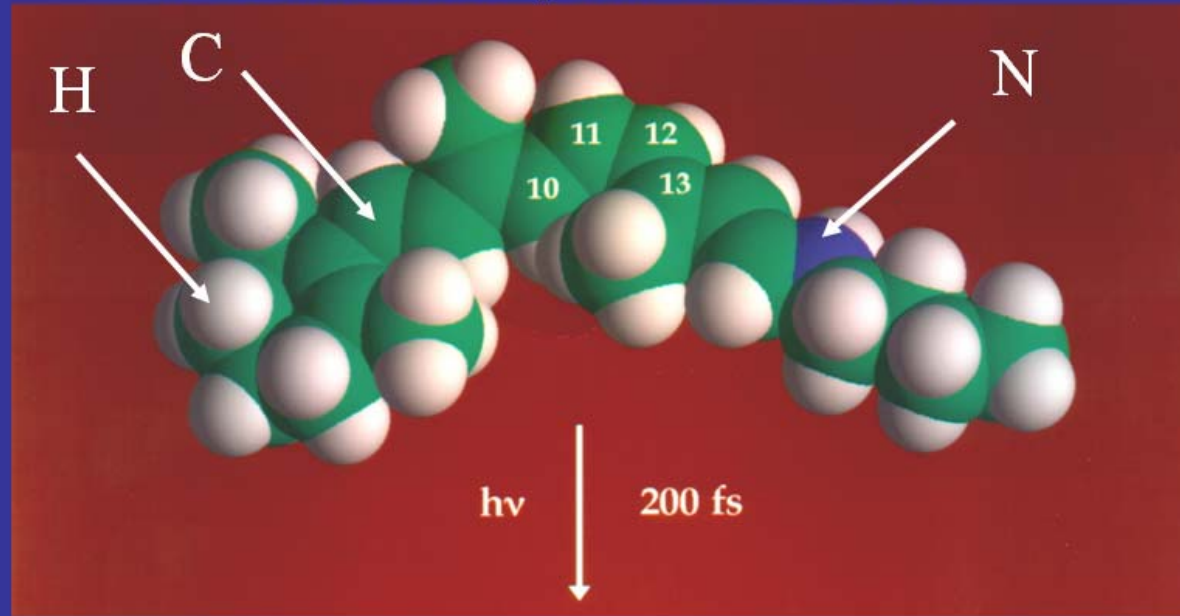


1) R.W. Schoenlein, L.A. Peteanu, R.A. Mathies, C.V. Shank, Science, **254**, 412 (1991).

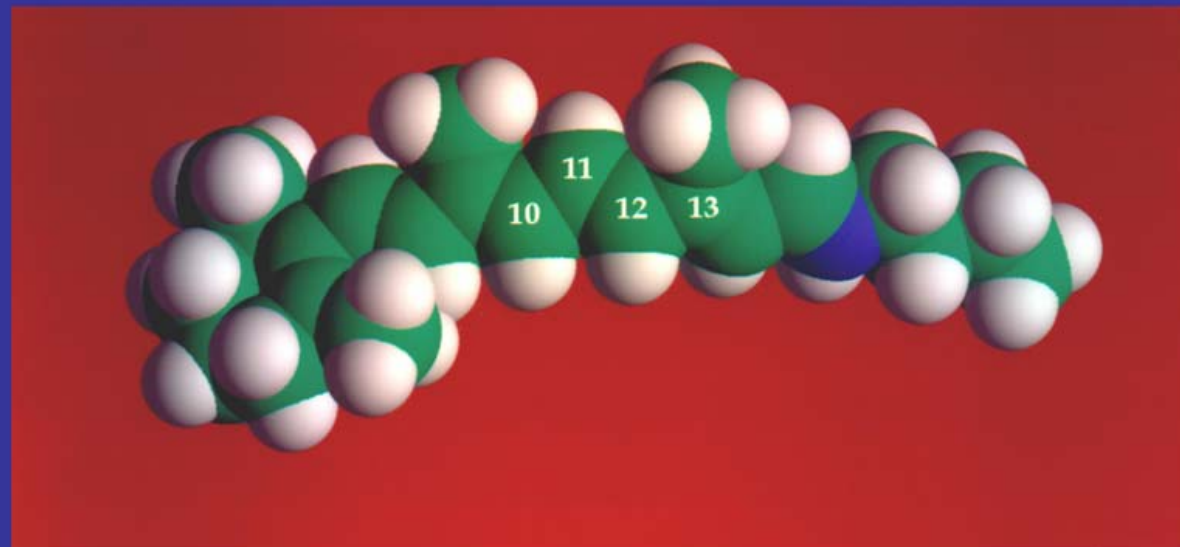
Ultrafast processes in biology

"The first step in vision....." ¹

Molecule of
rhodopsin
before ...



... and after
absorption of
a photon



1) R.W. Schoenlein, L.A. Peteanu, R.A. Mathies, C.V. Shank, Science, **254**, 412 (1991).

What we may learn with sub-ps x-ray pulses?

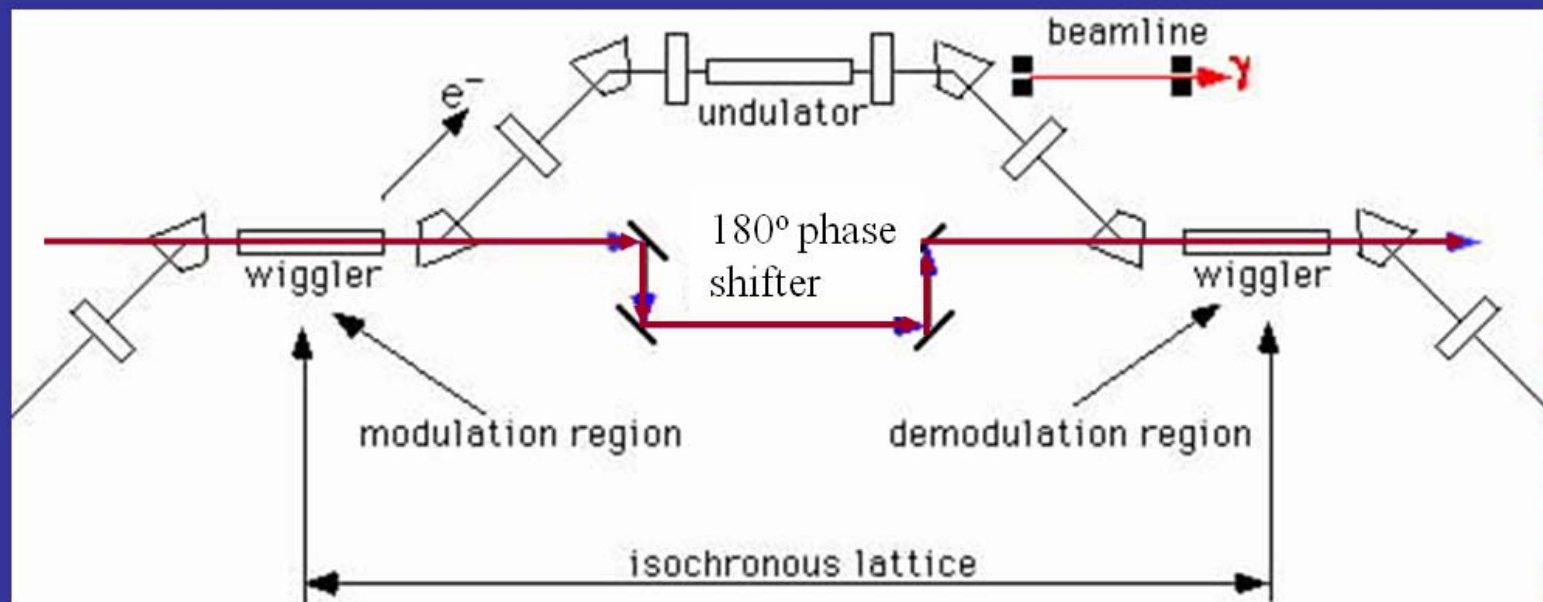
- Phase transitions in solids
- Surface dynamics
- Making and breaking of bonds during chemical reactions
- Chemical dynamics in proteins

All these processes are associated with atomic motion and have a typical time scale:

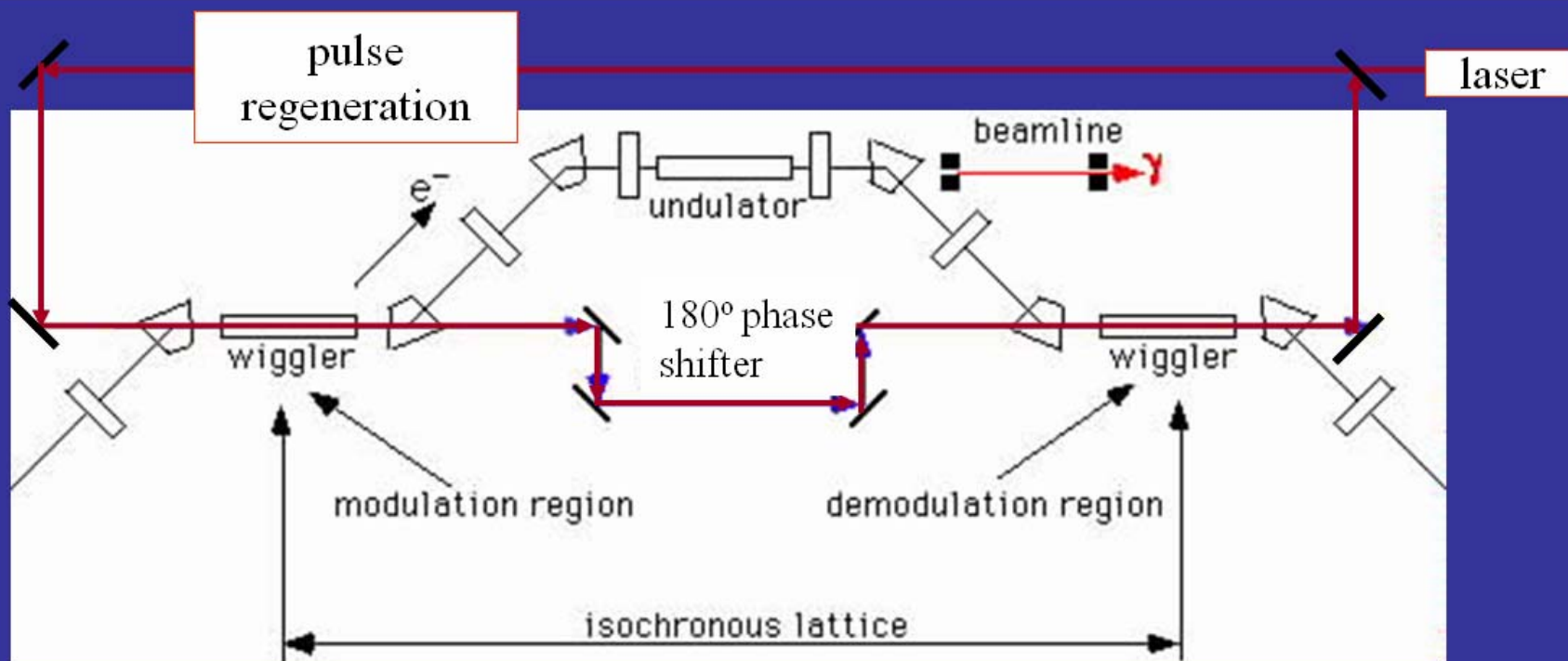
$$\tau \sim 1\text{\AA}/(\text{speed of sound}) \sim 100 \text{ fs}$$



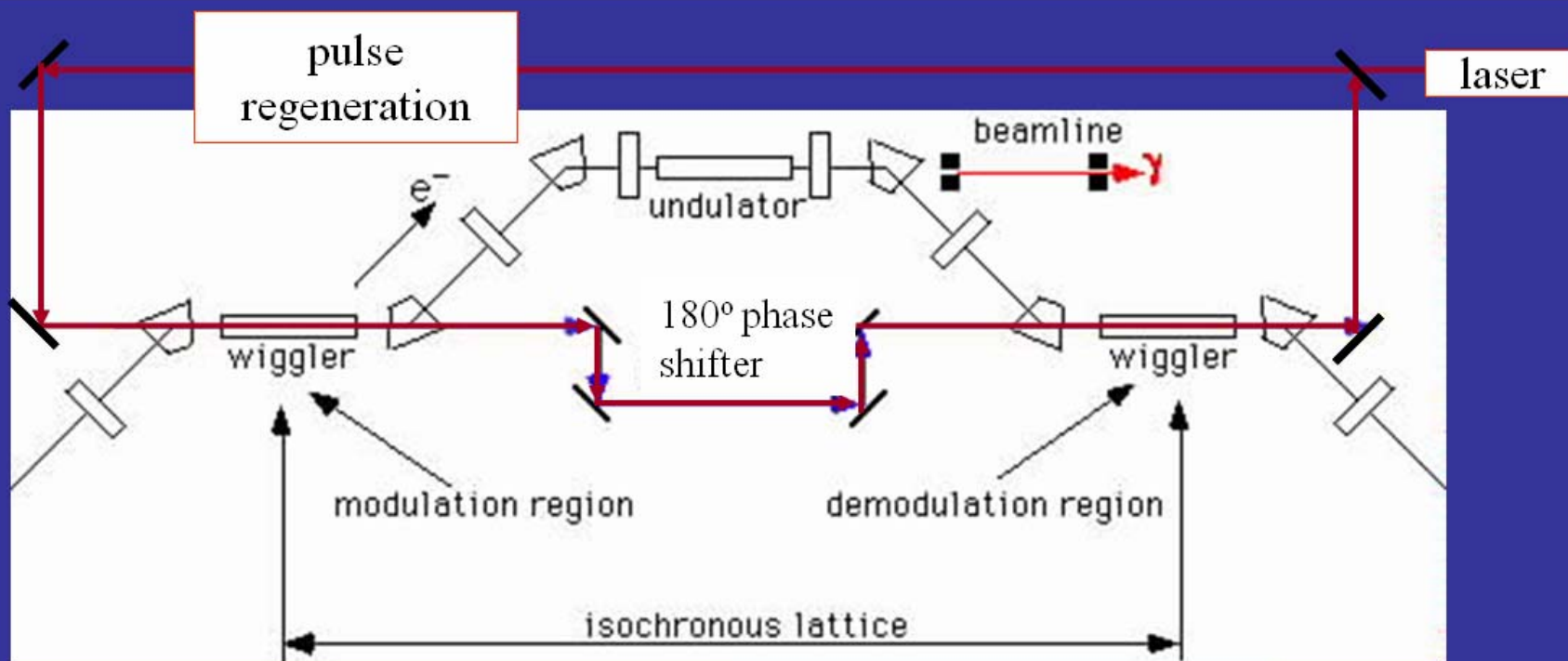
Two wiggler method



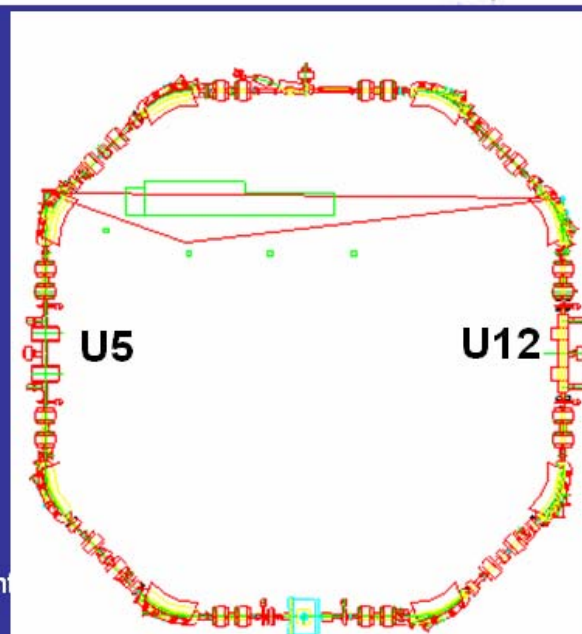
Two wiggler method



Two wiggler method



Can be tested on
VUV ring in BNL



A. Zholent

Completed experiments with sub-ps x-ray pulses

ALS

A. Cavalleri, M. Rini, H.H. Chong, S. Foumaux, T.E. Glover, P.A. Heimann, J.C. Kieffer, R. W. Schoenlien, "*Band-Selective measurements of electron dynamics in VO₂ using femtosecond near-edge X-ray absorption*", *Phys. Rev. Lett.*, **95**, 067405 (2005)

A. Cavalleri, S. Wall, C. Simpson, E. Statz, D.W. Ward, K.A. Nelson, M. Rini, R. W. Schoenlien, "Tracking the motion of charges in a terahertz light field by femtosecond X-ray diffraction", *Nature*, **442**, 664 (2006)

BESSY

C. Stamm, T. Kachel, N. Pontius, R. Mitzner, T. Quast, K. Holldack, S. Khan, C. Lupulescu, E.F. Aziz, M. Wietstruk, H.A. Dürr, W. Eberhardt, "*Femtosecond modification of electron localization and transfer of angular momentum in ferromagnetic Ni*", submitted for a publication,

SLS

M. Chergui, R. Abela, submitted for a publication,

