



# Update on C-band research and facilities at LANL

Evgenya I. Simakov, Anna M. Alexander, Dmitry V. Gorelov, Thomas W. Hall,  
Mark E. Middendorf, Deepak Rai, Tsuyoshi Tajima, MD Zuboraj  
Los Alamos National Laboratory

08/11/2022

# Introduction: why Los Alamos

Achieving high-gradient performance (low breakdown rates, low field emission, new materials for HOM absorption, cathodes at high gradient etc.) is a *materials science* problem.

Los Alamos is, at core, a materials science laboratory with particular expertise and interest in metallurgy.

Los Alamos also considers itself the steward of accelerator science for the NNSA part of the DOE complex.

Thus, Los Alamos has both an institutional interest in, and capability to address, this problem space.

High gradient C-band work directly aligns with future NNSA and LANL missions.



# LANL must develop accelerators for various national security needs

## **LANSCCE accelerator upgrades:**

Applications such as pRad desire higher proton beam energy

→ add a booster to current LANSCCE linac to increase beam energy to 3-5 GeV

## **New capabilities: improve accessibility**

Material science at LANL will benefit from powerful directional high repetition rate X-ray sources

43 keV photons can be produced with 42 MeV electron beam

43 keV photons are DMMSC relevant

## **Compact Accelerators: enabling feasibility**

Achieving high gradient performance (low breakdown rates, low field emission, new materials for HOM absorption, etc.) is a material science problem.

LANL is, at core, a material science laboratory



# LANL High Gradient C-band research

## The goals for LANL's high gradient project are

- To build a C-band (5.712 GHz) high gradient rf breakdown study facility (2019-2022).
- To build a C-band cryo-cooled photoinjector study facility (2022-2025).
- To conduct material studies.
- To develop C-band compact accelerator facility for X-ray production (future).


This work was funded by Los Alamos National Laboratory (LANL) Laboratory Directed Research and Development (LDRD) program and Technology Evaluation and Development (TED) funds.



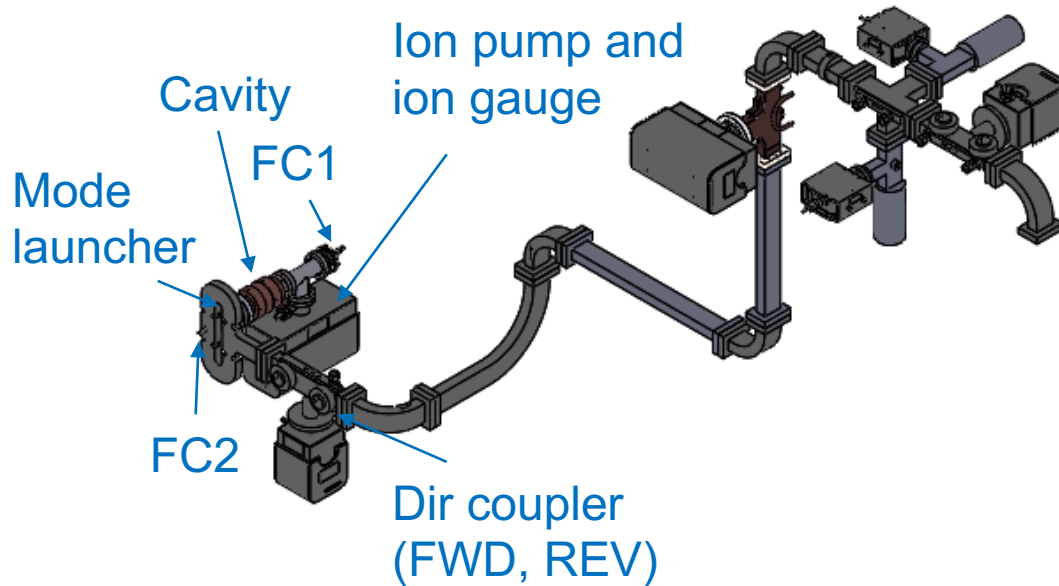
# LANL C-band Engineering Research Facility (CERF-NM)

**CERF-NM was built with \$3M of LANL's internal infrastructure investment.**

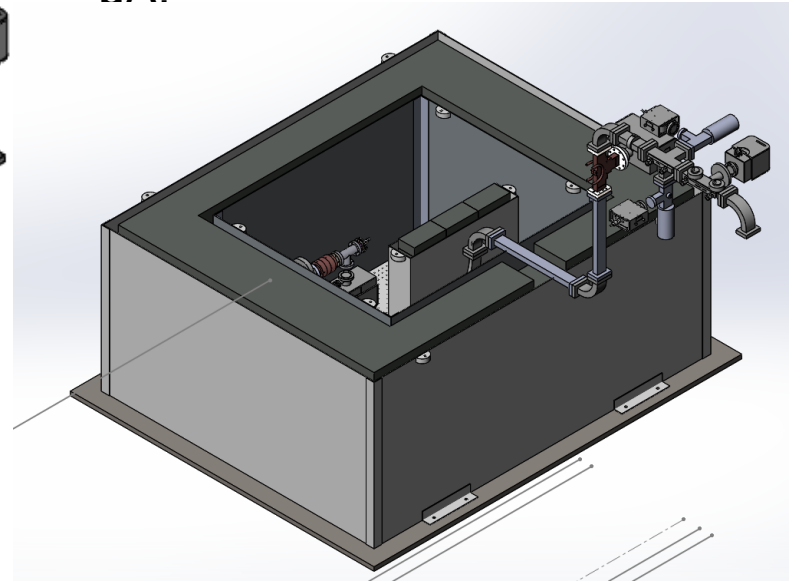
- Powered with a C-band Canon klystron
- Conditioned to 50 MW
- Frequency 5.712 GHz
- 300 ns – 1  $\mu$ s pulse length
- Rep rate up to 200 Hz (typical 100 Hz)
- Nominal bandwidth 5.707-5.717 GHz



# Schematic of the C-band test stand






Radiologically certified for dark currents up to 5 MeV and 10  $\mu$ A.



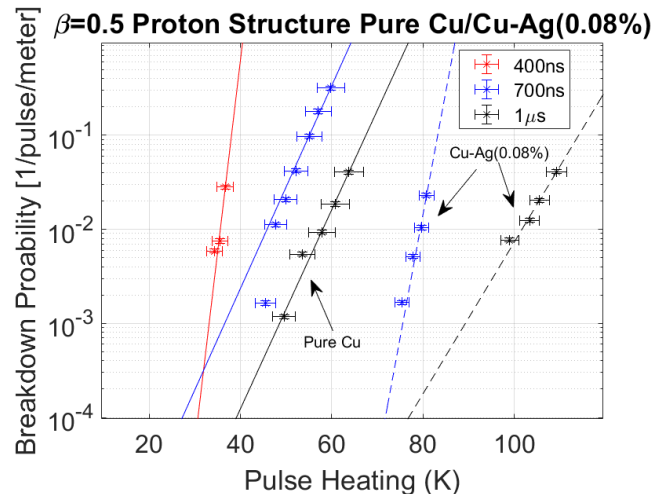
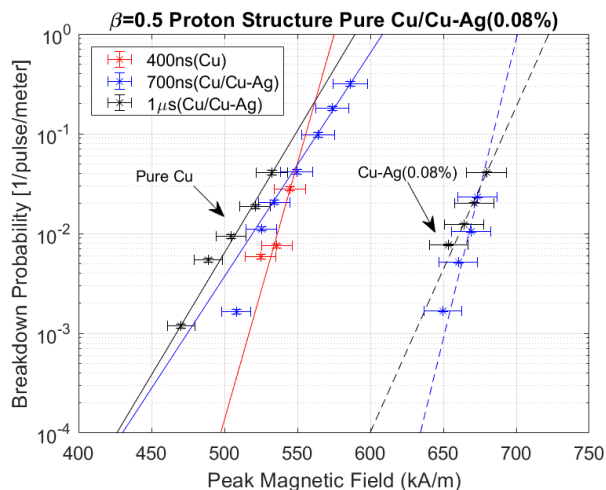
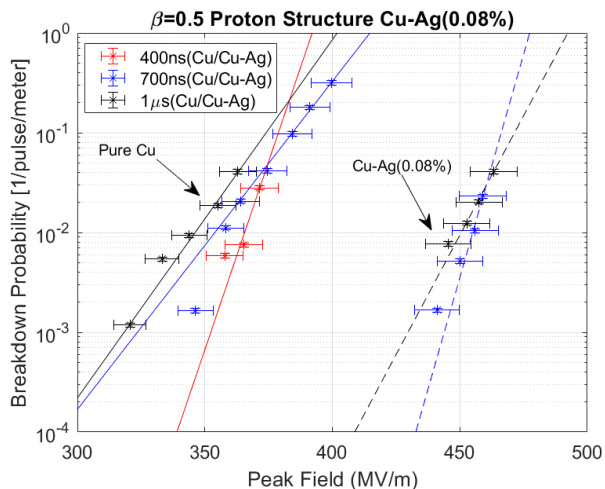
# The first two high gradient cavities were tested at CERF-NM in FY21

This C-band high gradient test facility is nationally unique. The first cavities tested at CERF-NM were manufactured at SLAC.





# Peak surface electric fields in excess of 300 MV/m demonstrated in high gradient tests

Breakdown probabilities were recorded for three different pulse lengths for copper and copper-silver cavities.



# We fabricated and conditioned mode-launchers for on-axis coupling with decreased surface magnetic fields

The mode launchers are conditioned up to 20 MW of input power.

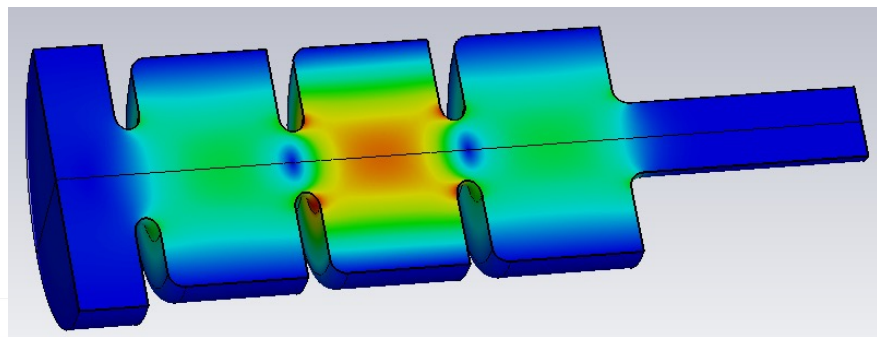
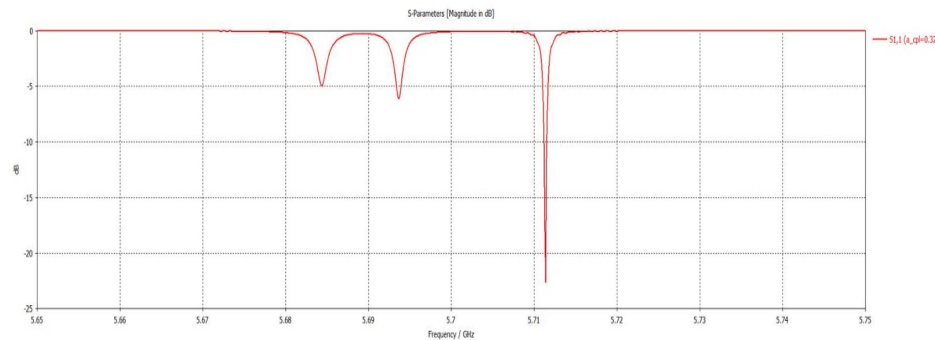


# Tests of a benchmark cavity will allow us to establish gradient limitations at C-band as compared to other frequencies

## Several cavities will be tested in FY22:


- Copper + brazed (fabricated)
- Copper + welded (in fabrication)
- Copper-silver, 0.085% silver (in fabrication)
- Copper-silver, 2% silver (in fabrication)

Frequency	5.712 GHz
Cell length	1.034 in
$a/\lambda$	0.105
Iris radius	0.217 in
Q(copper, RT)	12700
Power for 200 MV/m surface field	5.3 MW



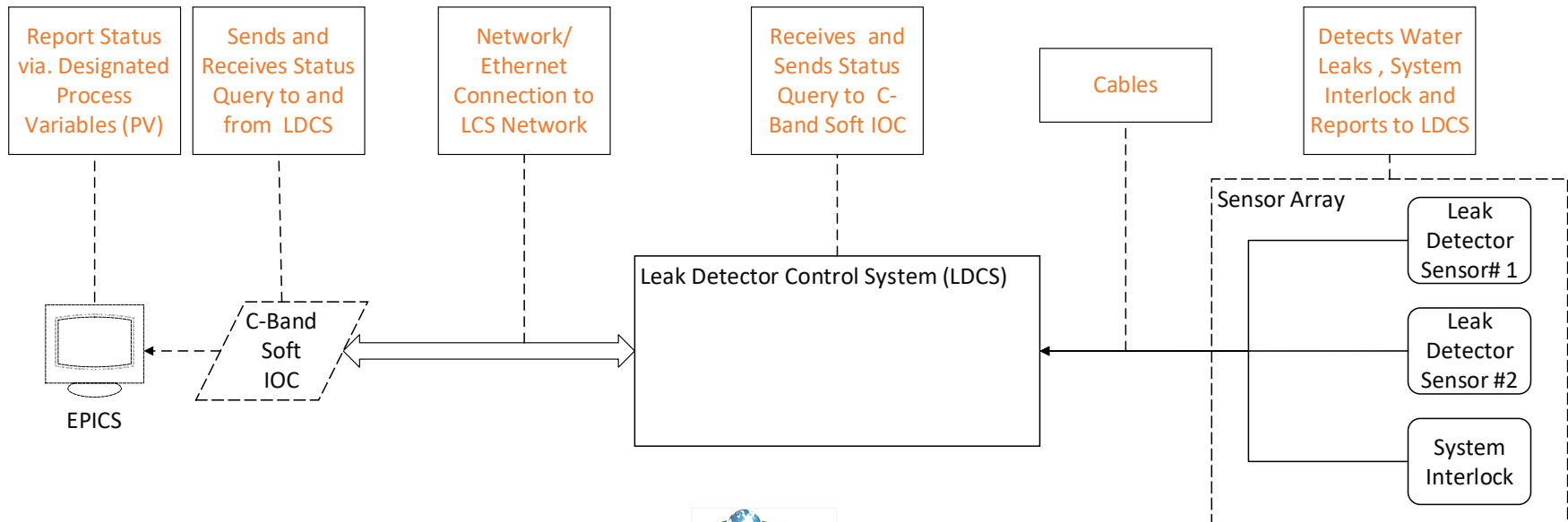
# The first $a/\lambda=0.105$ cavity is fabricated and currently undergoing high gradient testing

The cavity is currently being conditioned at 1  $\mu\text{s}$  pulse length.



# Remote operation of C-band

We are working to develop capability for round-the-clock operation of CERF-NM while being monitored from LANSCE Central Control Room (CCR).



# Summary and test plans for CERF-NM

## LANL C-band high gradient test stand is currently operational

- Testing of the SLAC copper  $\beta=0.5$  cavities is finished.
- We plan to test multiple  $a/\lambda = 0.105$  cavities fabricated with different methods.
- In FY23 we will test the optimized proton booster cavity and ceramic-enhanced accelerator structures

The test stand is open to collaborators.

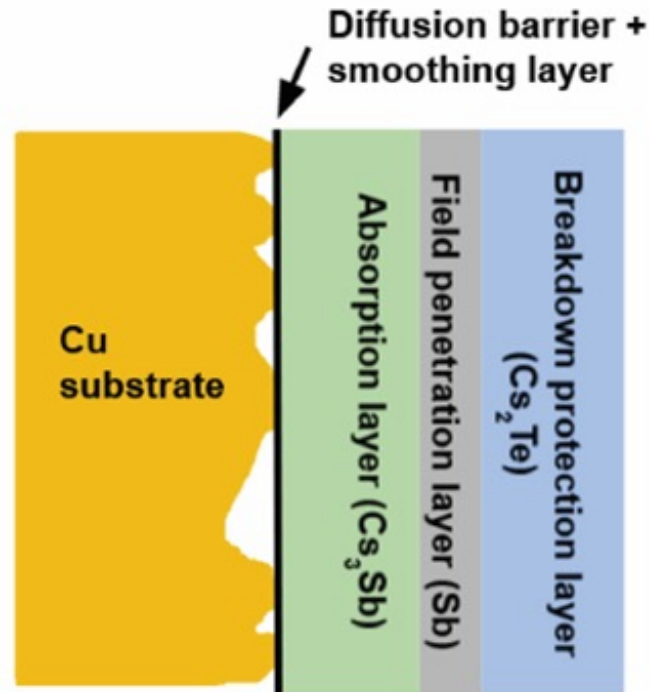
**We consider adding capability to cool cavities under test to cryogenic temperatures.**



# CARIE: Cathodes And Rf Interactions in Extremes

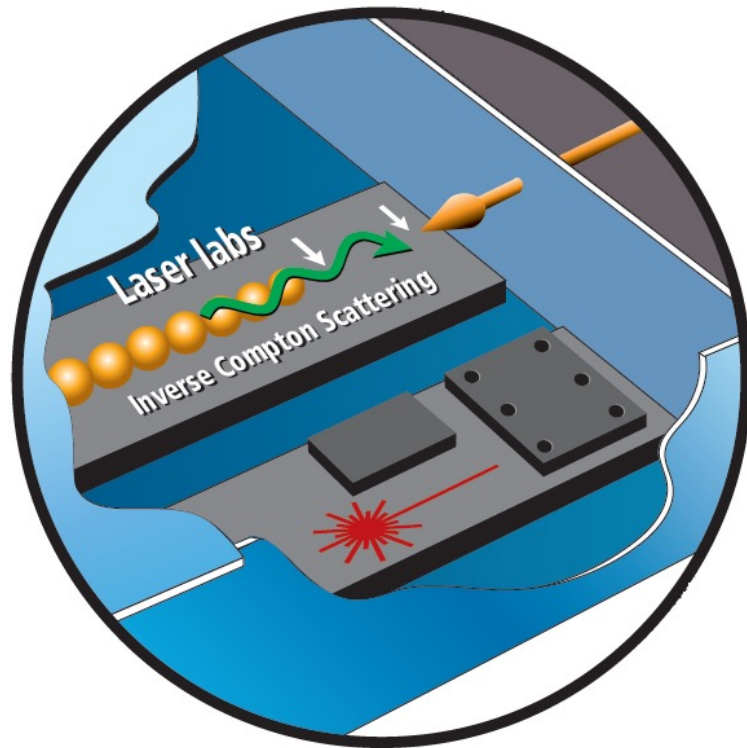
**A new three-year project was funded at LANL to demonstrate operation of high-quantum-efficiency cathodes in a high-gradient RF injector.**

- Project builds upon LANL's expertise in high-gradient C-band and high-QE photocathodes.
- The proposed heterostructured cathode will include multiple layers to ensure atomic flatness of the surface, high QE, and the ability to withstand high electric fields with no breakdown.
- Target beam parameters: 250 pC, 0.1 mm\*rad.
- The project will start in October of 2022.



# LANL has plans for further developing its C-band accelerator capabilities

- A location was identified on LANSCE mesa that can accommodate a 20 kW electron beam.
- Director Initiative money were allocated in FY22 to jump start this facility.
- 5-year goal: build operational C-band cryo-cooled copper accelerator.
- Ultimate goal: provide 43 keV photon bursts for material studies



# Collaborators

