

# DESIGN OF REMOTE HELIUM MASS SPECTROMETER LEAK DETECTOR\*

H. Y. He<sup>†</sup>, J.M. Liu, R.H. Liu, H. Song, G.Y. Wang, Spallation Neutron Source Science Centre,  
Dongguan, China

## Abstract

Leak detection is the key to get a good vacuum system. For the dangerous areas, or facility with complicit structure required to be detect online, it is a hard mask to seek for the suspected leaks one after another. After studying the basic principle of helium mass leak detection, design a remote leak detector based on the PLC, as well as multi monitoring cameras, which can achieve successfully injection and sniffer probe leak detection during the range of 270 degree. Compared with the manual operation, this device aims at accurately and reliably detecting leak rate, which can greatly provide technique support of online leak detection. And it can bring the value of reducing the labour intensity and ensuring personal safety.

## INTRODUCTION

Vacuum With the continuous development of science and technology and industrial production, the requirements of vacuum equipment are higher and higher, and vacuum leak detection technology is also playing a more and more important role. The injection method and the inhalation method can be used to determine the location of the leak, and the helium mass spectrometry method is the most commonly used. In the process of leak detection, controlling the leak detector and auxiliary spray gun at the same time, observing the change of leak rate, data analysis and feedback operation in time, often requires multiple operators to work together, which greatly reduces the efficiency and accuracy of measurement. The development of computer technology leads the development of measuring instruments to automation and intelligence. At present, the helium mass spectrometer leak detector is controlled by microcomputer, but the intelligent leak detection and defect diagnosis still have a long way to go.

Based on PLC (programmable logic controller) and camera monitoring, helium injection method and positive pressure suction gun leak detection are carried out to realize remote online intelligent detection of vacuum system in high-risk environment

## BASIC PRINCIPLES AND METHOD FOR HELIUM MASS SPECTROMETRY LEAK DETECTION

With vacuum leak detection technology is a technology to determine whether there is air leakage in the vacuum system and to determine the location and size of the leakage. Helium mass spectrometer leak detection is to add helium to one side of the workpiece to be tested by certain

means, and then use helium mass spectrometer leak detector to detect the helium overflowing through the leak hole by appropriate methods on the other side to achieve the purpose of detection. Helium injection method and positive pressure method are two basic methods of helium mass spectrometry leak detection [1].

Helium injection leak detection is to vacuum the inner cavity of the tested part, and use the gun to inject helium with a certain pressure on the surface of the tested part, to detect the helium leakage into the tested part. Helium injection method takes a lot of time, but it can determine the location of the leak, and has the advantages of high sensitivity and low cost. It is a common qualitative leak detection method.

## OVERALL DESIGN OF THE DEVICE

The remote vacuum leak detector consists of two main modules: the control and adjustment module of the probe and helium mass spectrometer leak detector, and the identification and monitoring module of the camera. The core function is to realize the remote control of the helium mass spectrometer leak detector and its accessory spray gun based on the auxiliary identification and real-time monitoring of the camera to complete the leak detection operation of the vacuum specimen [2]. The overall block diagram of the remote helium mass spectrometer leak detector is shown in Fig. 1 [3].




Figure 1: Structure of mobile prob for remote helium mass leak detector.

### *Helium injection leak test and result analysis*

With The test is divided into two parts: helium injection method and positive pressure suction gun. During the test, the ambient temperature is about 24 °C. Firstly, the leakage rate of different positions is detected by the conventional manual method as the benchmark, and then the leakage rate data of each position is detected by the remote controlling mobile probe. To eliminate the accidental error, repeated tests were carried out and the average value was taken as the last result [4].

\* Work supported by Institute of High Energy Physics

<sup>†</sup> hehy@ihep.ac.cn.

Content from this work may be used under the terms of the CC BY 3.0 licence (© 2021). Any distribution of this work must maintain attribution to the author(s), title of the work, publisher, and DOI

Add 0.5m long inner diameter  $\Phi 250$  mm round vacuum box is used as the tested device. The kf250 quick release flange and blind plate are sealed by quick release chain, and then connected with vspd03 helium mass spectrometer leak detector to form a vacuum system. After confirming that the sealing state of the test vacuum system meets the test requirements, a leakage point is artificially made at the joint of the flange. After the leakage rate at each position of the joint is detected by the manual helium injection method, the helium cylinder is connected to the probe spray gun, and the remote control of the spray gun movement detection is carried out. When helium is sprayed into the leak area, it will be immediately inhaled into the mass spectrometer chamber of the leak detector, and the leak rate change response of the leak detector will be output. The connection of helium injection leak test is shown in Fig. 2.

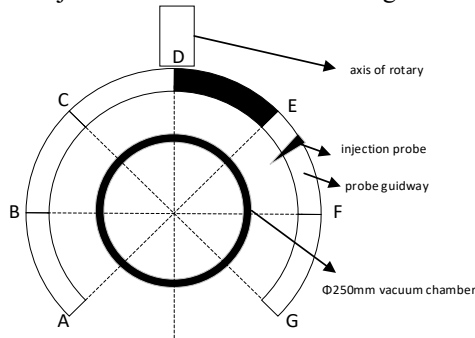


Figure 2: Layout of detection points for remote injection leak detection.

The spray gun probe detects and records the position of 7 vacuum box flange joints. During the test, the background leakage rate of the vacuum system gradually improved, and the average value was  $9.0E-11 \text{ Pa} \cdot \text{m}^3 / \text{s}$ , and the pressure was  $5.3E-1 \text{ Pa}$ . The final leakage rate after repeated helium injection is shown in Fig. 3 [5].

In the helium injection leak detection test, the leakage rate difference of 7 points detected by manual and device is less than 1 order of magnitude, which indicates that the remote helium injection leak detection is effective and reliable. Compared with the background value, the leakage rate of re-mote detection points a, B, C and D of the device changes little, close to the order of  $1E-10 \text{ Pa} \cdot \text{m}^3 / \text{s}$ ; Point e began to increase significantly compared with the background, and the leakage rate was in the order of  $10^{-7} \text{ Pa} \cdot \text{m}^3 / \text{s}$ ; The maximum leakage rate at point F is  $4.88E-7 \text{ Pa} \cdot \text{m}^3 / \text{s}$ , while the leakage rate at point G is smaller but remains at the order of  $10^{-7} \text{ Pa} \cdot \text{m}^3 / \text{s}$ . Through the test results of the device, it can be judged that the leakage position of the test system should be in the range of radian DF.

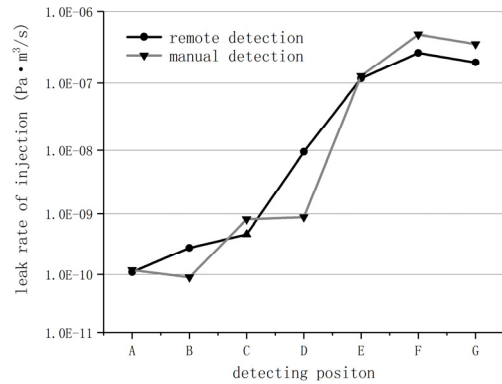


Figure 3: Leak rate of injection detection.

The average leakage rate of point d manual method is  $8.8 \times 10^{-10} \text{ Pa} \cdot \text{m}^3 / \text{s}$ , while the leakage rate of remote detection of the device is  $9.44 \times 10^{-9} \text{ Pa} \cdot \text{m}^3 / \text{s}$ , which is relatively different from the other two methods. The helium injection method relies on the artificial control of helium duration and pressure, and the helium rapidly diffuses around to the adjacent leak hole, which leads to low detection repeatability. The same reason also leads to the device unable to further confirm the exact position of the leakage in the arc DF range [6]. Although the helium injection method is qualitative, it is very positive to control the duration and pressure value of helium accurately. The equipment should be further studied and upgraded.

## REFERENCES

- [1] SU Lin, "Application of smart ball leakage detection technology in long distance pipeline," *Pipeline Technique and Equipment*, vol. 1, pp. 30-31, 2017.
- [2] H. Zhang, "The application analysis of the seal ability experiment of pressure vessel of helium mass spectrometer technology," *Welding Technology*, vol. 39, pp. 61-64, 2010.
- [3] H.Y. He *et al.*, "Design of Remote Helium Mass-Spectrometer Leak-Detector," *Chinese Journal of Vacuum Science and Technology*, vol. 40, no. 2, pp. 128-131, 2020.
- [4] L. Fan, "Design of the Monitoring System for Helium Mass-Spectrometer Leakage Detector Based on Virtual Instrument," *Vacuum Electronics*, vol. 3, pp. 20-22, 2007.
- [5] S.S. Mahler, Hans-Christoph *et al.*, "Comparing physical continuer closure integrity test methods and artificial leak methodologies," *PDA J. Pharm. Sci. Technol.*, vol.73, no. 3, pp. 220-234, 2019.
- [6] J.W. Wang, "Current situation of helium mass spectrometer leak detector at home and abroad," in *Proc. The 16th Annual Meeting of Mass Spectrum Analysis and Leak Detection Special Committee of China Vacuum Society and the 11th Annual Meeting of Vacuum Measurement Special Committee of China Metrology and Testing Society*, 2011, pp. 39-45.