



# Generic PostScript Printer for JACoW (PCs)

Raphael Mueller

on behalf of JACoW

# Agenda

- Why a PS Printer for JACoW?
- Retrospect (Conclusions 2009)
- Present Situation (2010)
- The Driver
  - Install
  - Verify Setup
  - Uninstall
- Conclusions
- References

# Why a PS Printer for JACoW?

- Installing and reconfiguring the existing Adobe Generic PS Printer is cumbersome
  - PPD file needs to be pre-installed or an un- and reinstallation of the driver is required
  - After installation printer options need to be changed (font embedding, paper size, PostScript level etc.)
- Adobe supplies no generic PostScript printer available for Vista and Windows 7 (support for NT/2k/XP/Vista/7 is desired)

# Retrospect (Conclusions 2009)

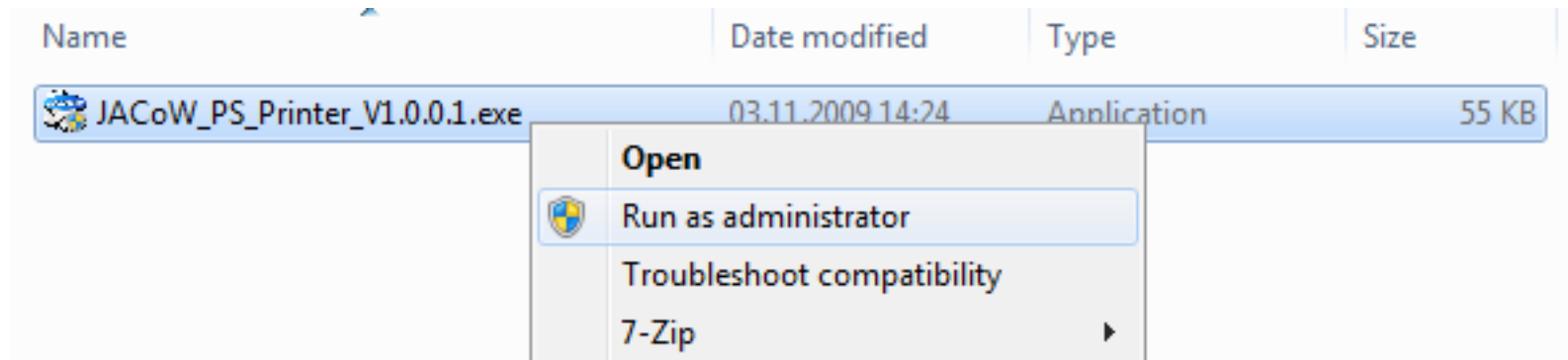
- Done
  - Proof of concept (maybe fits already for internal use)
- ToDo
  - Configuration options seem to be platform specific (exported using Vista can not be imported on XP)
  - Testing was only done on Vista and XP
  - If we would modify the ADIST5.PPD to fit our needs better, we might run into copyright problems
  - Installing through batch files is ugly (an installer program would be a lot nicer)

# Present Situation (2010)

- Done
  - Created an installer for easy setup
  - Testing was done on Win7/Vista/XP
  - Configuration options now independent of Windows version
  - Creates preconfigured PS printers for Letter & A4
- ToDo
  - If we would modify the ADIST5.PPD to fit better to our needs we might run into copyright problems (license restrictions - redistribute: yes, modify: no)

# The Driver - Install (1)

- Download is available at <http://www.elettra.trieste.it/SPMS/index.php?n=Acts.JACoWPostScriptPrinterSetup>
- After download execute the installer through right-clicking it and choosing „Run as administrator...”

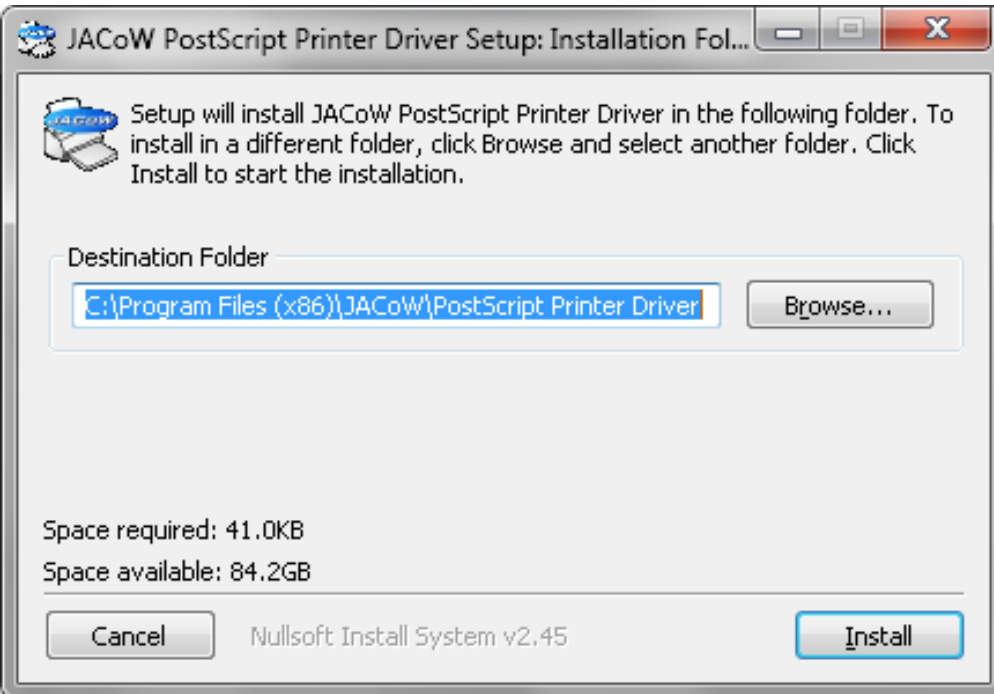




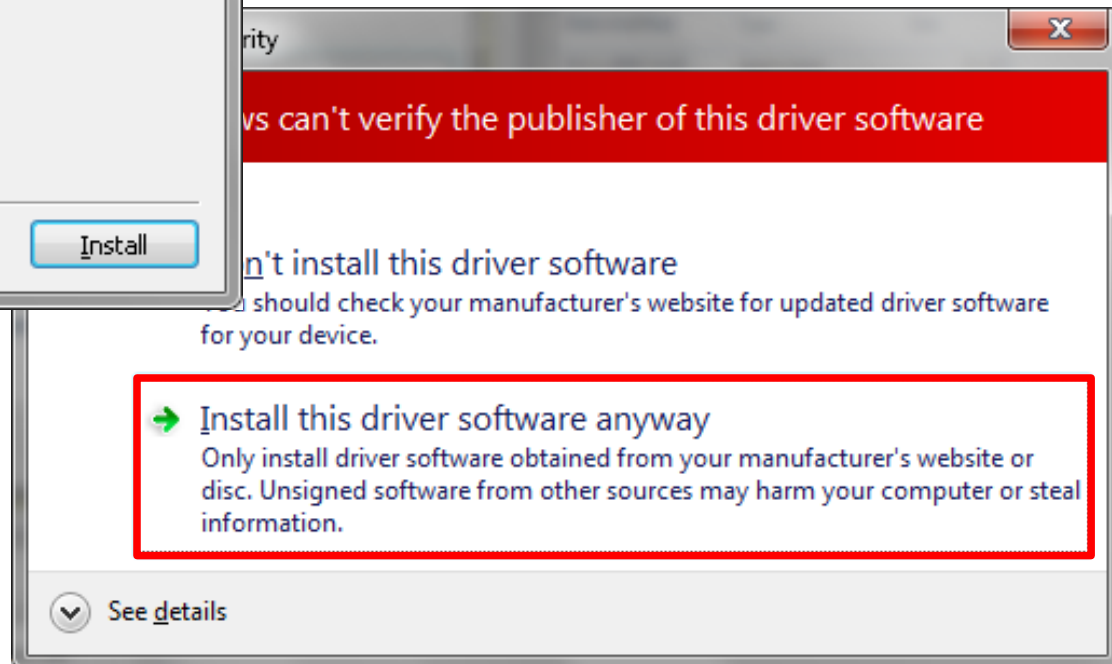
# The Driver - Install (2)



Change the destination only if there is a good reason to do so. Else leave it like it is.

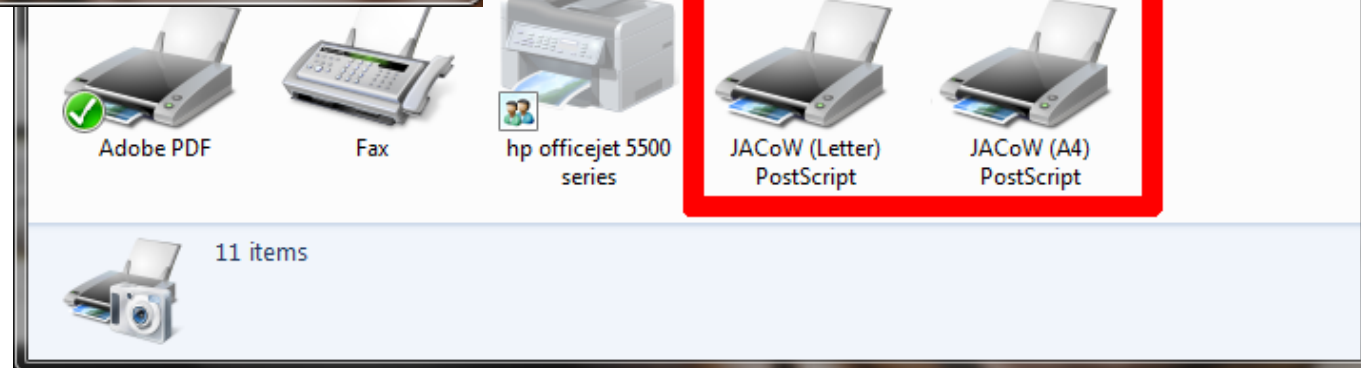
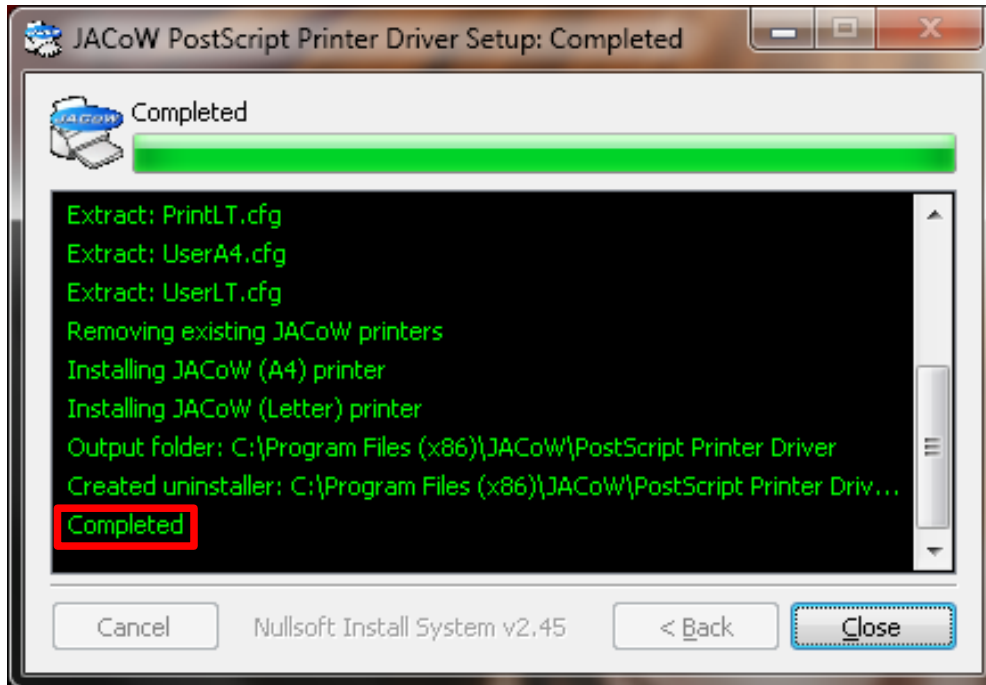


If Windows complains, that the driver is not verified, install anyway



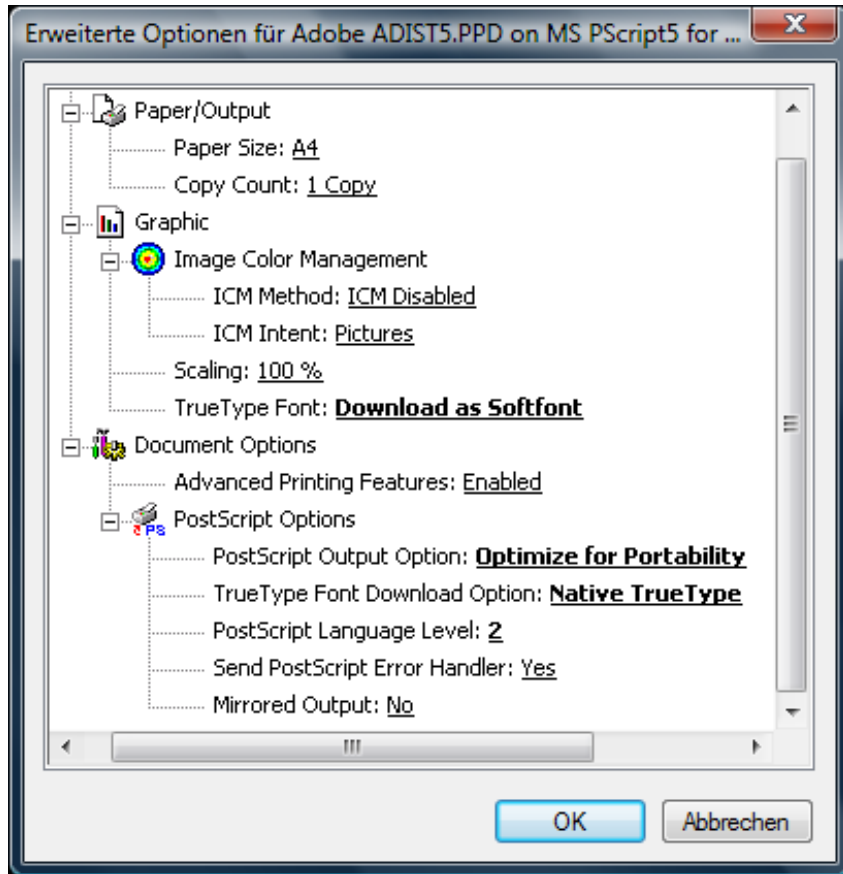
# The Driver - Install (3)

If setup completed successfully you should have two new printers available (on Win7 they show up as one icon).



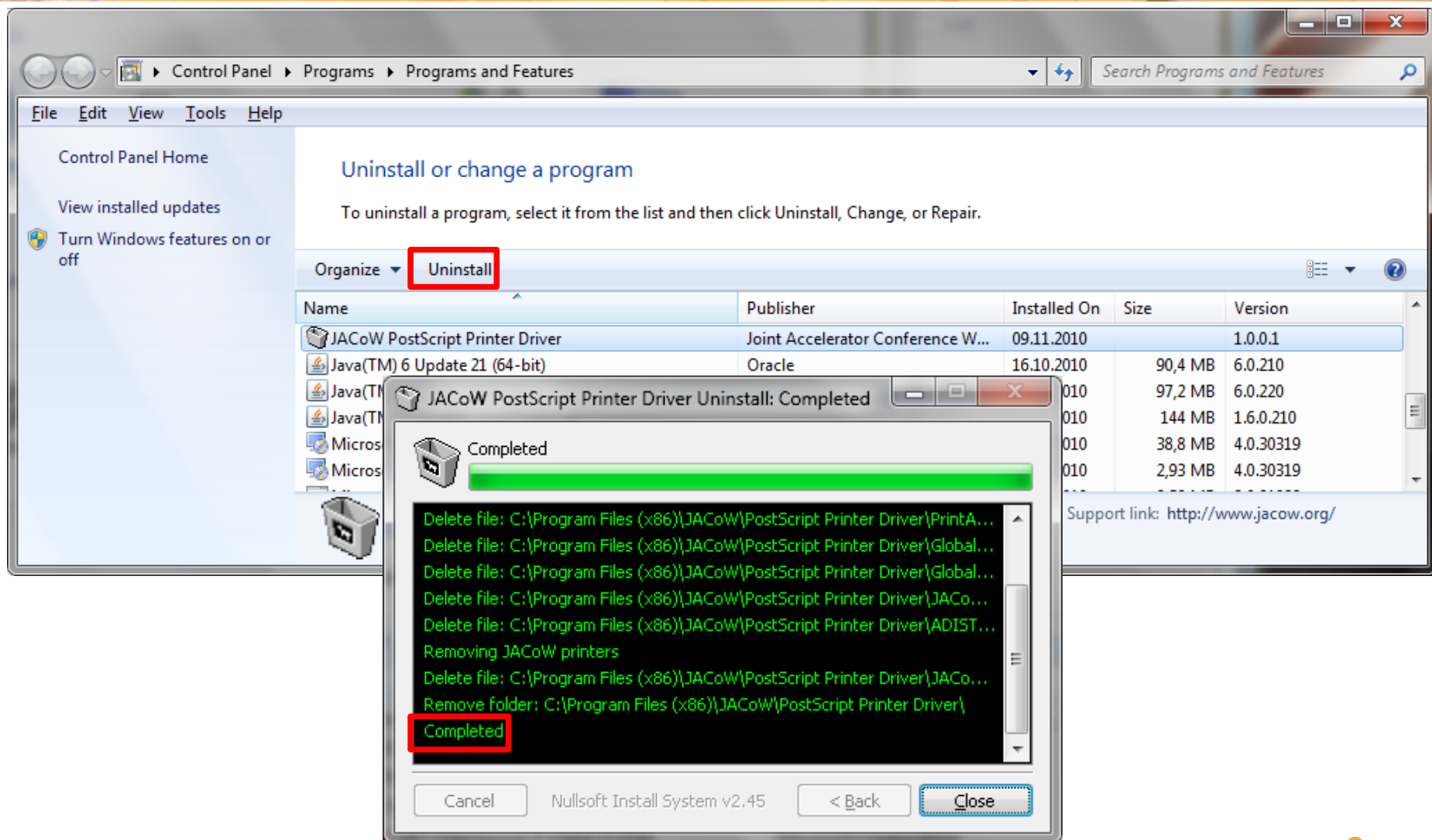


# The Driver - Verify Setup



- Check the printer options that the bold options are set to
  - TrueType Font: Download as Softfont
  - PostScript Output Option: Optimize for Portability
  - TrueType Font Download Option: TrueType
  - PostScript Language Level: 2

# The Driver – Uninstall



# Conclusions

- Successfull used at IPAC '10 & FEL '10 (only ?)
- Unified driver for XP/Vista/Win7 (and others)
- Easy one-file setup
  - Success to ease setup for editors
- ToDo
  - Printing problems with some pictures (samples needed!)
  - Find development space (SVN/GIT etc.)
  - Check for execution with administrator rights
  - Issue of modifying the ADIST5.PPD



# Questions?

# References

- **JACoW PostScript Printer Driver**  
<http://www.elettra.trieste.it/SPMS/index.php?n=Acts.JACoWPostScriptPrinterSetup>
- **Microsoft PostScript Printer Driver**  
<http://msdn.microsoft.com/enus/library/aa506075.aspx>
- **Windows Driver Kit Version 7.0.0**  
<http://www.microsoft.com/downloads/details.aspx?displaylang=en&FamilyID=2105564e-1a9a-4bf4-8d74-ec5b52da3d00>
- **Adobe Universal PostScript Windows Driver**  
<http://www.adobe.com/support/downloads/detail.jsp?ftpID=1500>