

# Scaling Laws in Electron Cyclotron Resonance Ion Sources

Claude Lyneis, Lawrence Berkeley National Lab


ECRIS 2016

Busan, South Korea 8/29/2016




## Chronology of ECR Ion Source Workshops

No.	Year	Date	Location
1.	1978	6 November	Karlsruhe, Germany
2.	1979	12 November	Louvain la <u>Neuve</u> , Belgium
3.	1980	8 December	Darmstadt, Germany
4.	1982	14-15 January	Grenoble, France
5.	1983	21-22 April	Louvain la <u>Neuve</u> , Belgium
6.	1985	17-18 January	Berkeley, California USA
7.	1986	22-23 May	<u>Jülich</u> , Germany
8.	1987	16-18 November	East Lansing, Michigan USA
9.	1988	15-16 September	Grenoble, France
10.	1990	1-2 November	Knoxville, Tennessee USA
11.	1993	6-7 May	Groningen, The Netherlands
12.	1995	25-27 April	Tokyo, Japan
13.	1997	26-28 February	College Station, Texas USA
14.	1999	3-6 May	Geneva, Switzerland
15.	2002	12-14 June	Jyväskylä, Finland
16.	2004	26-30 September	Berkeley, California USA
17.	2006	17-21 September	Lanzhou, China
18.	2008	15-18 September	Chicago, Illinois USA
19.	2010	23-26 August	Grenoble, France
20.	2012	25-28 September	Sydney, Australia
21.	2014	24-28 August	Nizhny Novgorod, Russia.
22.	2016	29 August-1 September	<u>Busan</u> , South Korea




Dr. Richard Geller  
Father of ECR Ion Sources



American Physical Society  
Tom W. Bonner Award  
April 2001

# Supermafios


First High Charge State ECR Ion Source (circa 1974) Grenoble, France  
Oxygen 6+  $\sim 15 \mu\text{A}$



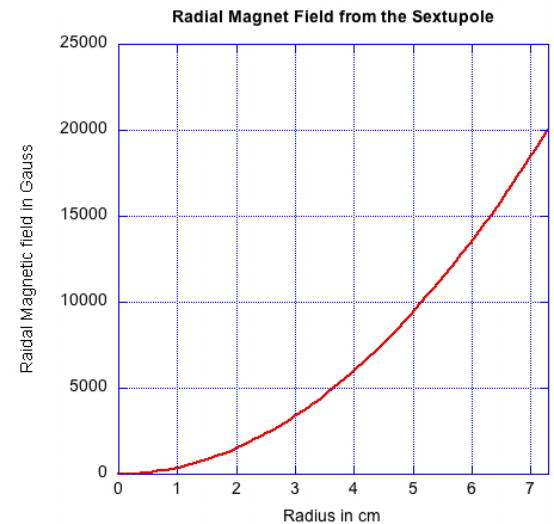
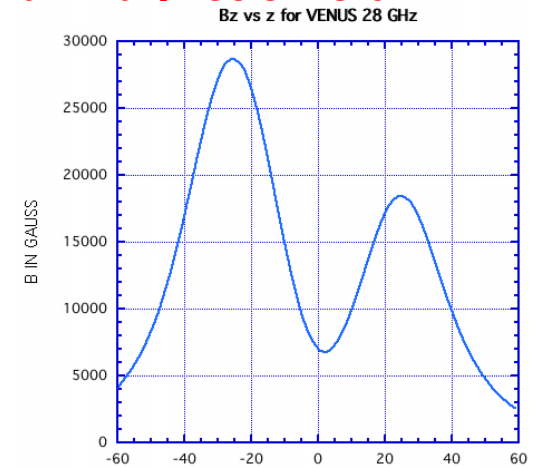
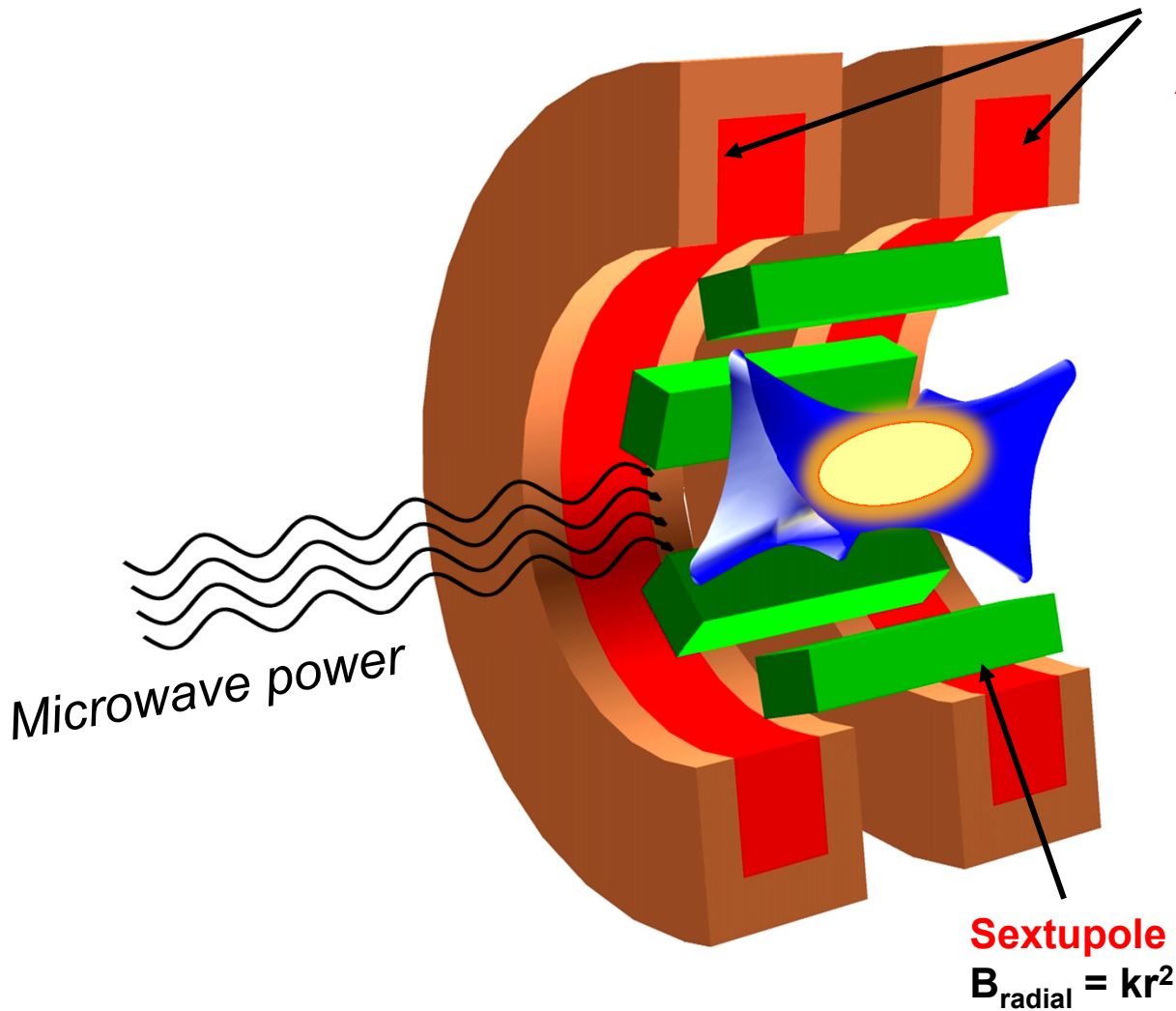
# VENUS 28 GHz Superconducting ECR Ion Source

Oxygen 6+ 4700 eμA (2016)\*

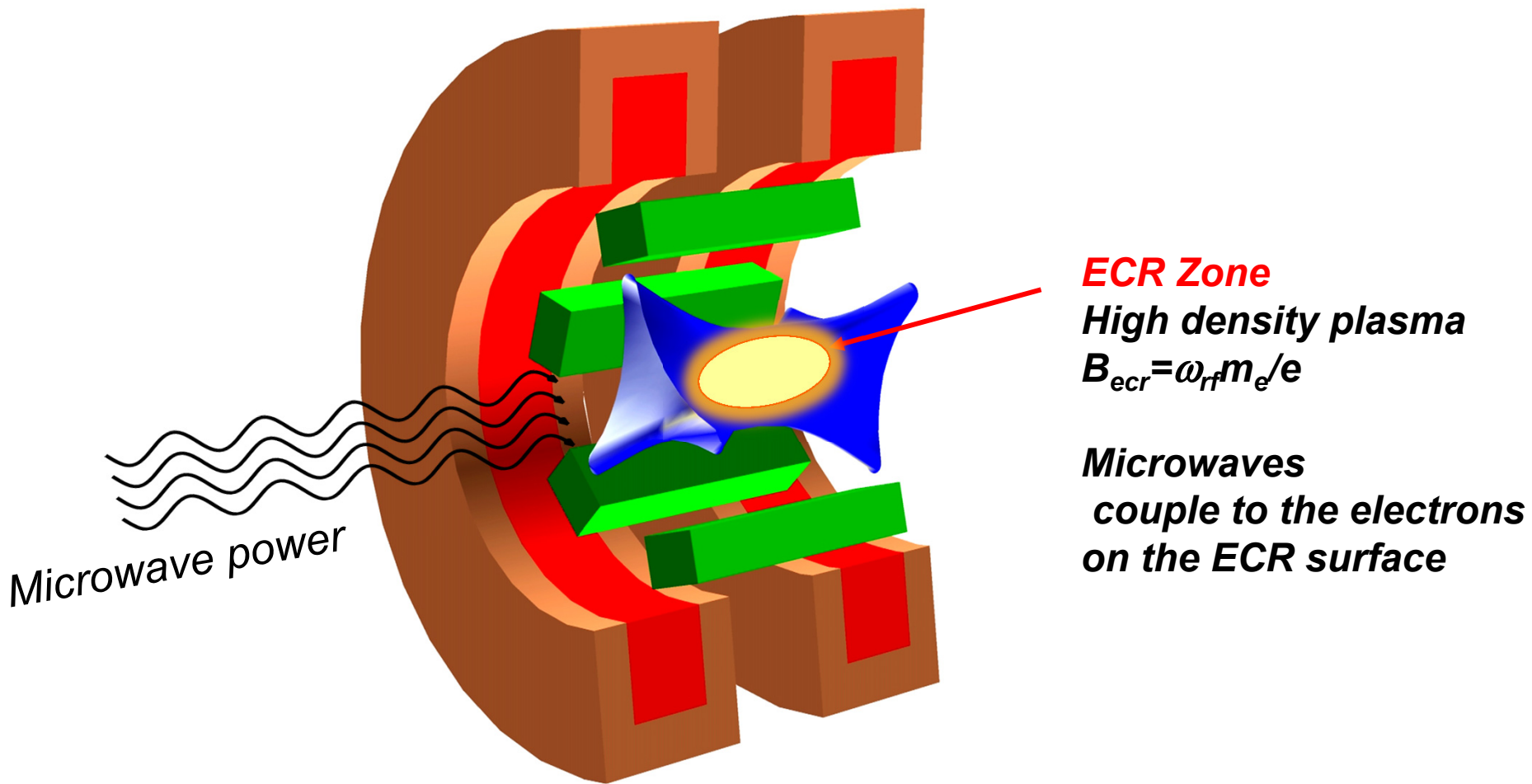
\*(Dan Xie--THA001: THURSDAY)




# Solenoid Coils + Sextupole Minimum B field



# Launching Microwave Power into and ECR Ion Source



# Plasma Properties



ECR plasma

- Partially or fully ionized gas
  - free electrons, free ions, neutrals
  - ECRIS  $n_e \gg n_o$
  - Electrically neutral :  $N_e = \sum q_{ion} \cdot N_{ion}$
- Heating to be sustained
  - Microwave power
- Confinement
  - Magnetic fields
  - Plasma frequency scales as the square root of density
- $\omega_p = \sqrt{n_e e^2 / \epsilon_0 m}$  where
  - $\omega_p$  plasma frequency
  - $n_e$  plasma density
  - $e$  electron charge
  - $m$  electron mass

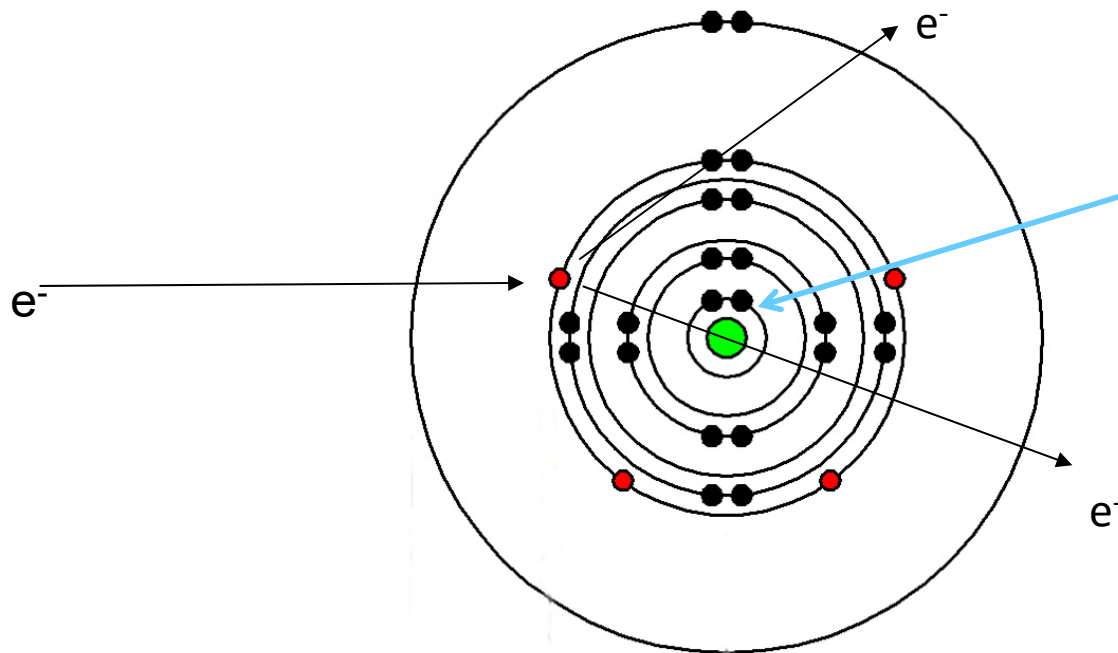
# Critical Plasma Density-Microwave Propagation

- Plasma critical density  $n_{\text{crit}}$  is defined when the plasma frequency equals the microwave frequency
- $n_{\text{crit}} = 1.26 \times 10^{10} (f_{\text{rf}})^2$  electrons/cm<sup>3</sup> --critical density scales as  $(f_{\text{rf}})^2$  -  
- (f in GHz)
- At low plasma densities the microwave propagate without a problem
- Above the critical density certain microwave modes no longer propagate
- High charge state ECR ion sources operate below the critical density
- 1+ ECR ion source can operate above the critical density, but no high charge states are formed.
- $n_{\text{crit}} = 1.26 \times 10^{10} (f_{\text{rf}})^2$  electrons/cm<sup>3</sup> (f in GHz)

$$N_{\text{crit}} \sim 1 \times 10^{13} \text{ e/cm}^3 \text{ at } 28 \text{ GHz}$$



# Electron impact ionization



Ionization Potential  
for 1s electron

$$E_{ip} = 13.6 \times Z^2 \text{ eV}$$

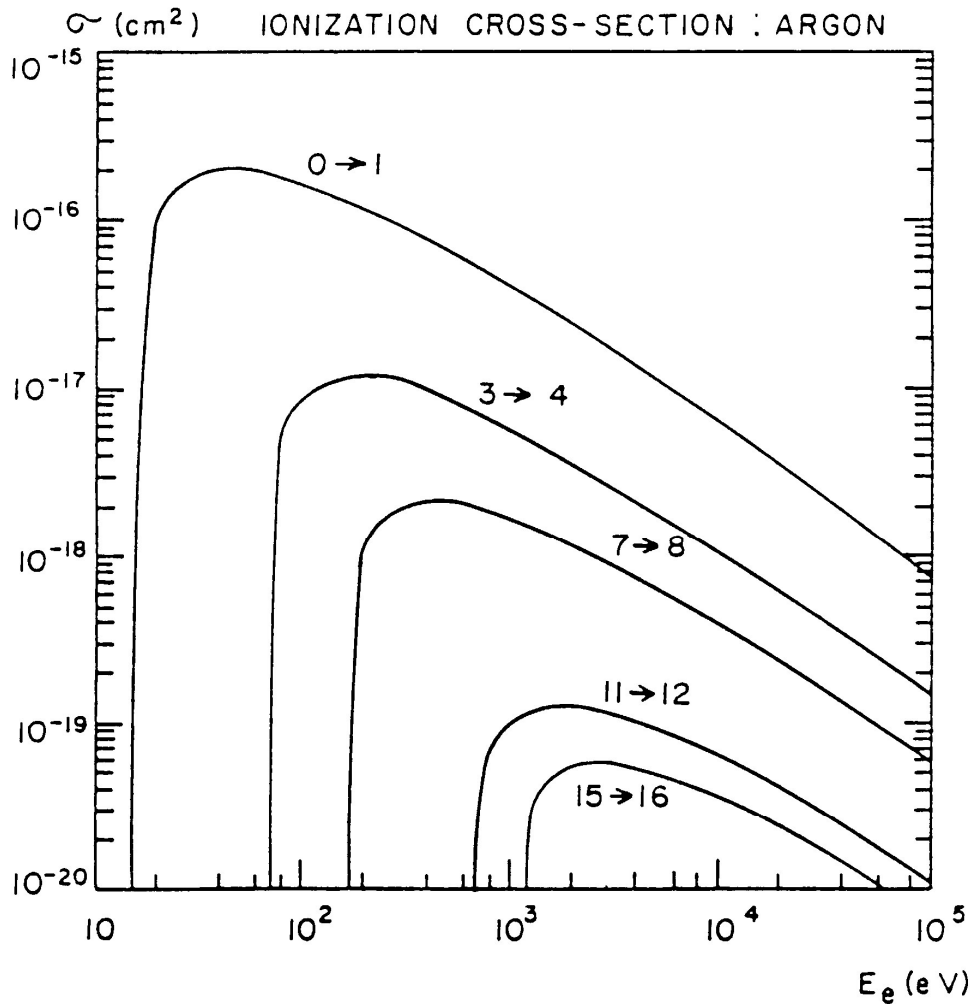
H <sup>1+</sup> 13 eV

U <sup>92+</sup> 115 keV

Incoming electron must have kinetic energy greater than the ionization potential of the electron in the shell.

Highest cross section for  $E_e \sim 3-5 \times$  ionization potential

# Electron Impact Ionization



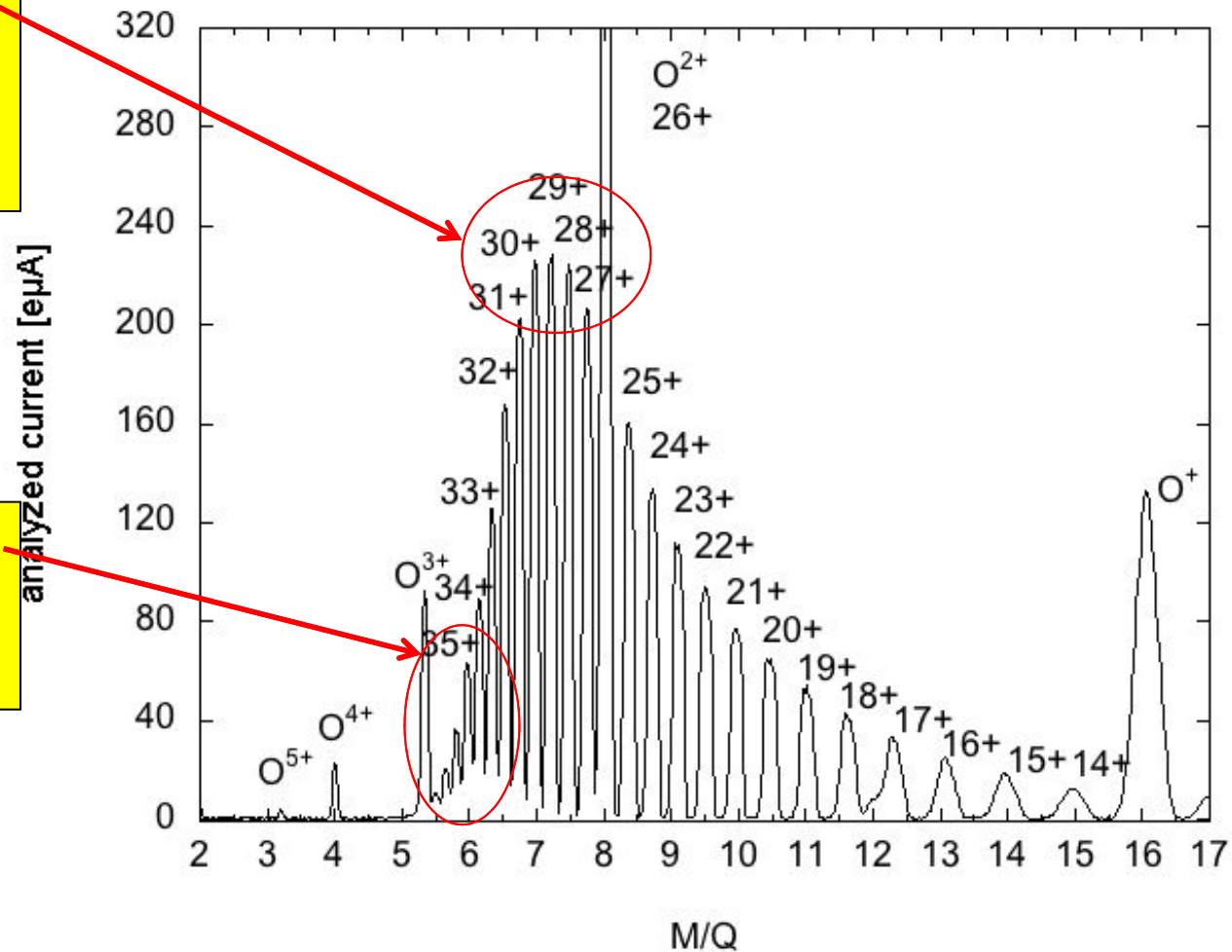
- Low charge states
  - high cross sections
  - low ionization potentials
  - 0 to 1<sup>+</sup>
    - $10^{-16}$  cm<sup>2</sup>
    - $I_p \sim 16$  eV
    - $E_{opt} \sim 60$  eV
- High charge states
  - low cross sections
  - high ionization potentials
  - 15<sup>+</sup> to 16<sup>+</sup>
    - $10^{-19}$  cm<sup>2</sup>
    - $I_p \sim 939$  eV
    - $E_{opt} \sim 3000$  eV

Production of high charge states requires a high density of hot electrons and long confinement time

# Charge State Distribution for Bismuth from VENUS

The peak of the CSD is mainly determined by the product of the plasma density and ion confinement time  $n_e \tau_i$

Highest charges states are determined by the neutral density  $n_0$  (charge exchange)




# Atomic Physics is well known and the CSD can be modeled if the plasma parameters are known

- The ion charge state distribution in an ECRIS can be reproduced with a 0 Dimension model including a set of balance equations:

$$\frac{\partial n_i}{\partial t} = \underbrace{\sum_{j=j_{\min}}^{i-1} n_e n_j \langle \sigma_{j \rightarrow i}^{EI} v_e \rangle}_{\text{Ionization}} + \underbrace{n_0 n_{i+1} \langle \sigma_{i+1 \rightarrow i}^{CE} v_{i+1} \rangle - n_0 n_i \langle \sigma_{i \rightarrow i-1}^{CE} v_i \rangle}_{\text{Charge Exchange With Neutrals}} - \underbrace{\sum_{j=i+1}^{j_{\max}} n_e n_j \langle \sigma_{i \rightarrow j}^{EI} v_e \rangle}_{\text{Ion Ion Exchange}} - \underbrace{\frac{n_i}{\tau_i}}_{\text{Ion Losses}}$$

- $n_i$  ion density with charge state  $i$
- $\sigma$  , cross section of microscopic process
  - Electron impact or charge exchange here
- $\tau_i$  is the confinement time of ion in the plasma
- $-\frac{n_i}{\tau_i}$  represents the current intensity for species  $i$
- Free Parameters:  $n_e, f(v_e), \tau_i, n_0$
- Model can be used to investigate ion source physics

- Needed parameters
- Plasma density
- Electron energy dist
- Ion confinement time
- Neutral density



# Optimum magnetic field vs microwave frequency

Scaling

$$B_{\text{ecr}} = \frac{m_e f_{\text{rf}}}{q_e}$$

$$B_{\text{ecr}} = f_{\text{rf}}/28$$

where  $B_{\text{ecr}}$  is in Tesla and  $f_{\text{rf}}$  is in GHz,

\*\* for 28 GHz  $B_{\text{ecr}} = 1$  Tesla\*\*

- In the 1990's experiments showed there is an optimum magnetic field for confinement
- Closed surface with  $B_{\text{mag}} \leq 2 B_{\text{ecr}}$ 
  - $B \geq 2 B_{\text{ecr}}$  at the plasma chamber walls
  - $B_{\text{inj}} \sim 3$  to  $4 B_{\text{ecr}}$  on axis
  - $B_{\text{rad}} \geq 2 B_{\text{ecr}}$  on the walls
  - $B_{\text{ext}} \sim B_{\text{rad}}$
  - $B_{\text{minimum}} \sim 0.4$ - $0.7 B_{\text{ecr}}$  on axis—(MOC004 14:30 Today Janilee Benitez)

- Geller proposed scaling for ECR ion sources 1987
  - Beam current should scale as the square of the frequency
  - $I_q \propto f_{rf}^2$ .
  - Based on the assumption plasma density is less than the critical density which scales as frequency squared and on measurements at 10, 14, 16 and 18 GHz in miniMAFIOS and CAPRICE sources
  - $I_q \propto n_e \propto f_{rf}^2$  where  $n_e < n_{crit}$  and  $n_{crit} \propto f_{rf}^2$

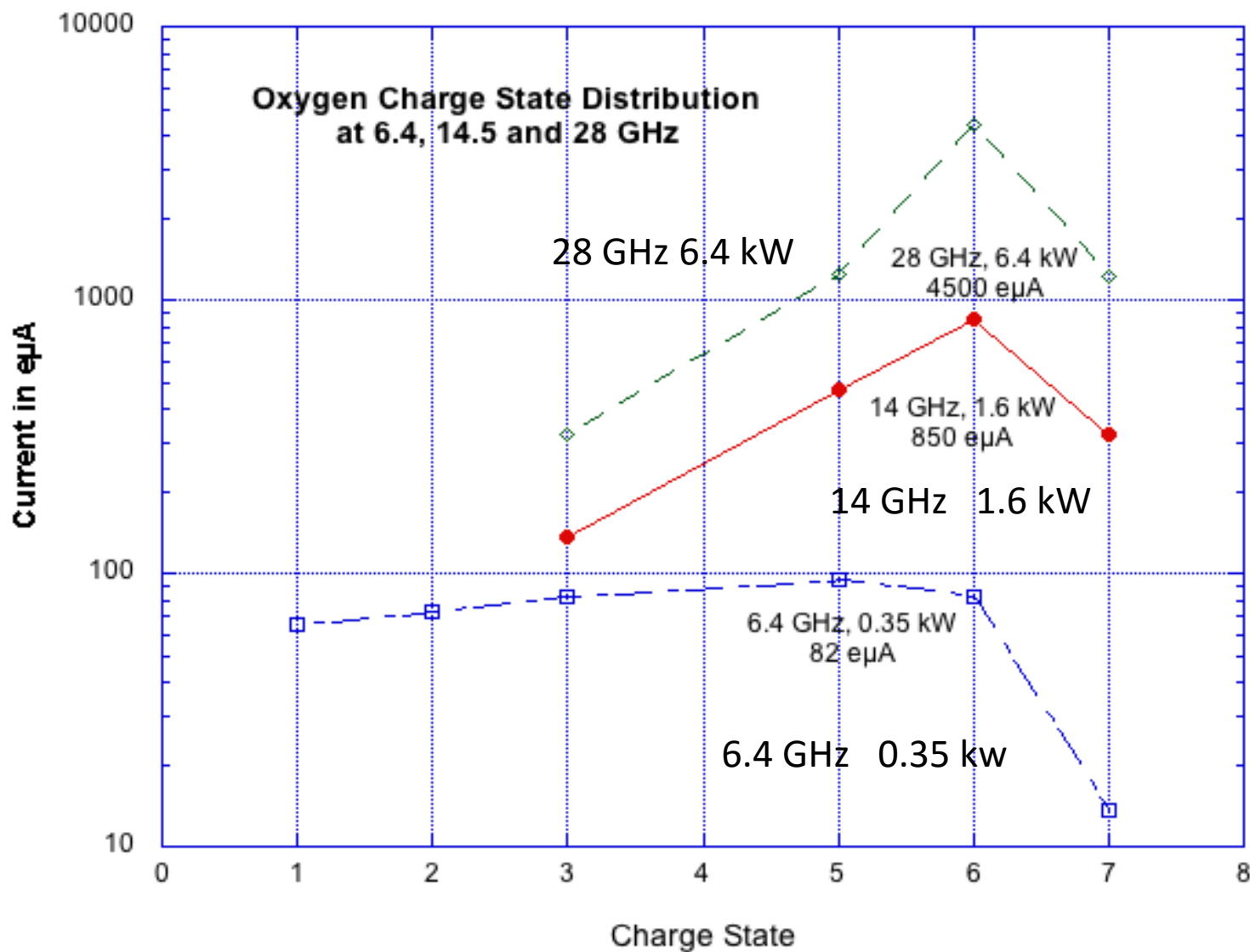
- The alternative view is that the current scales with the confinement field B, not with  $f_{rf}$

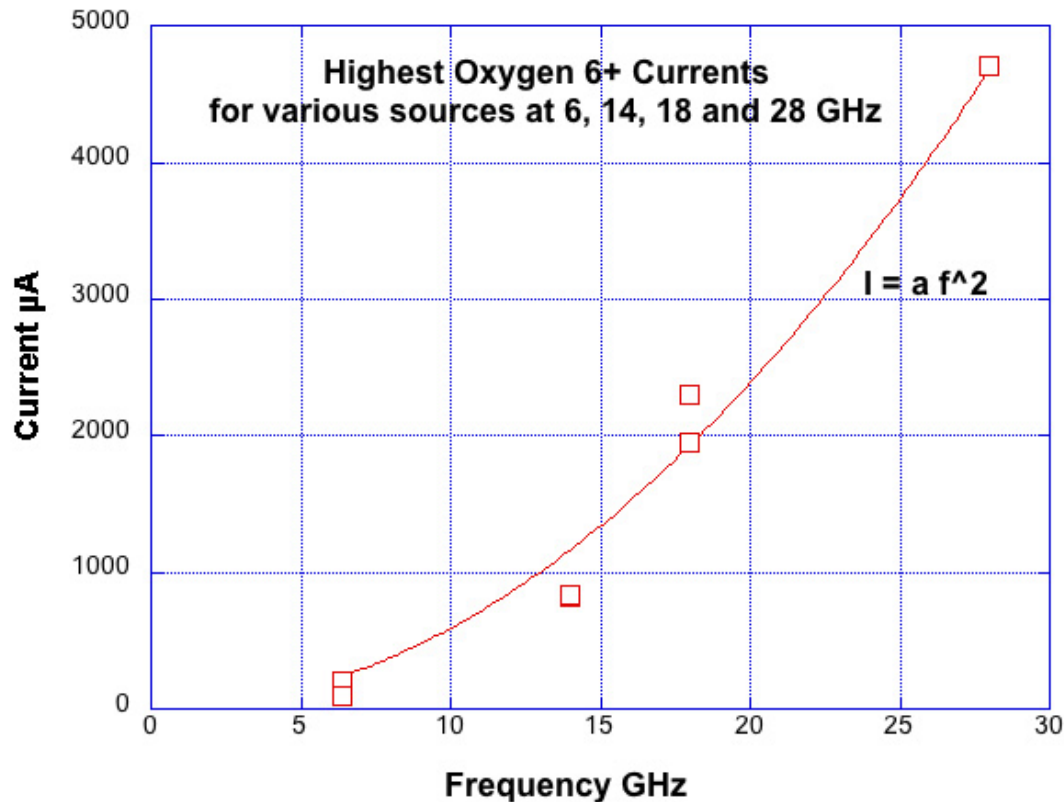
- $I_q \propto B_{conf}^2$

Since  $B_{conf}$  scales with  $f_{rf}$  -- Both views give the same dependence of  $f_{rf}$

# Dependence of oxygen ion currents on operating frequency

Scaling



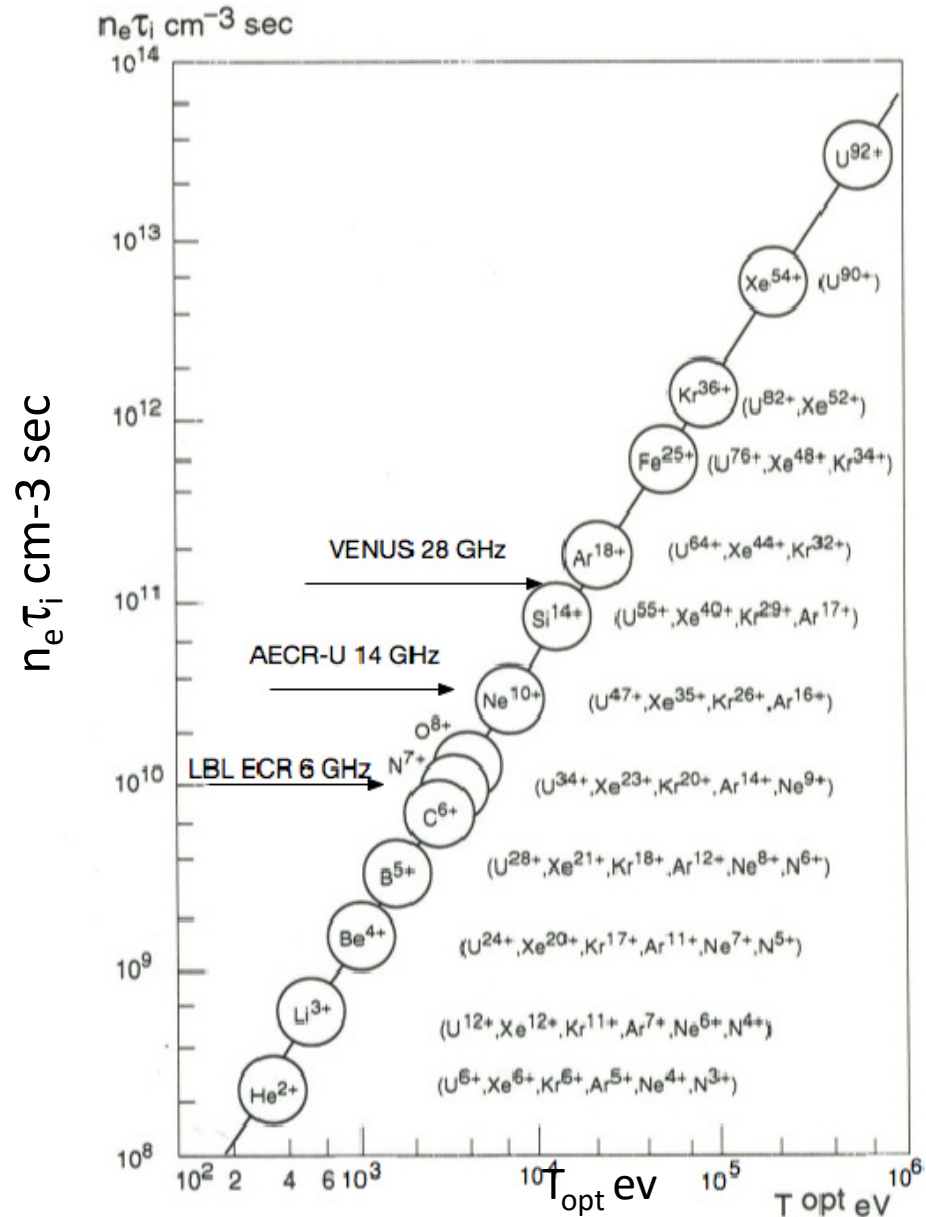


The plot illustrates that maximum O<sup>6+</sup> vs  $f_{rf}$  fits roughly to frequency squared or  $B_{conf}$  squared for the highest performing ECRIS but there is a lot of scatter in the data

For charge states  $\gg q_{opt}$   $I_q$  scales much faster than  $f^2$  because  $n_e \tau_i$  increases with  $f$   
And the CSD goes up in charge state



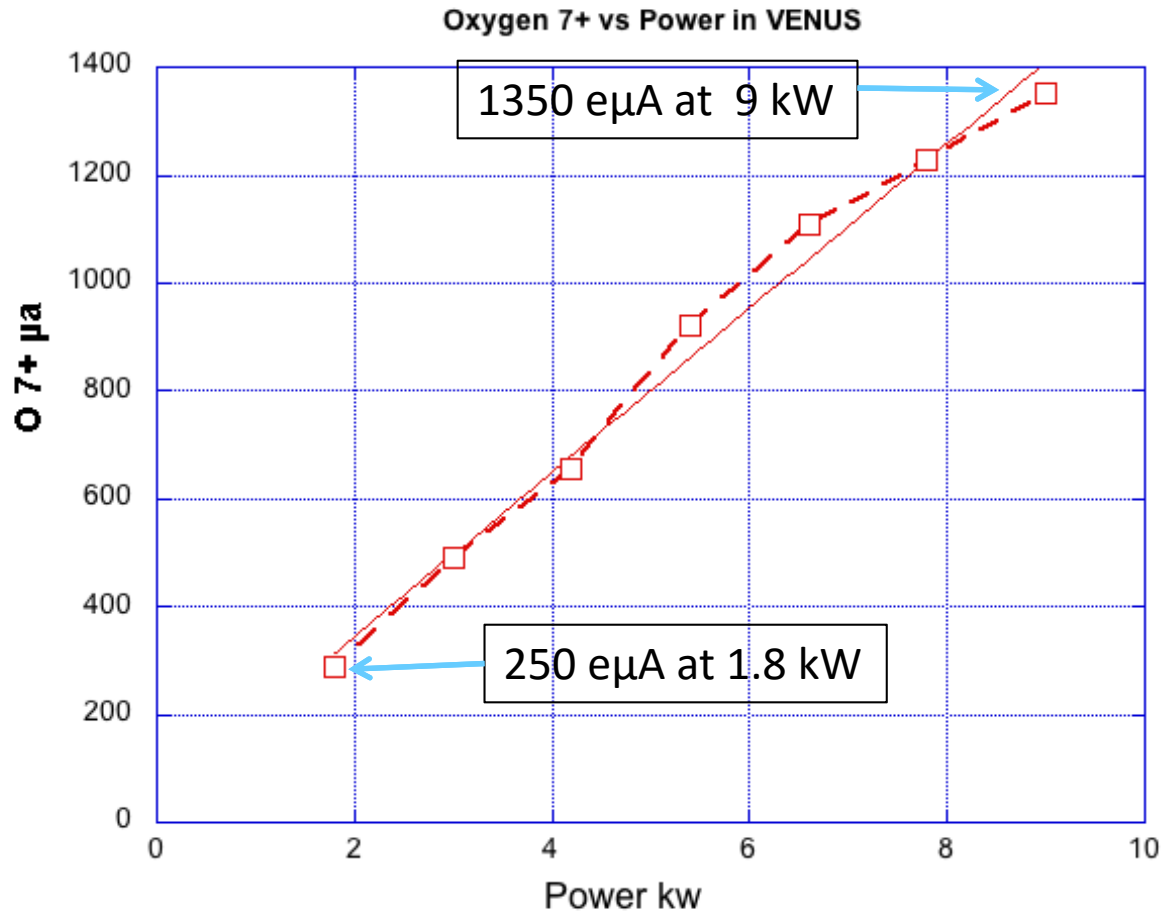
Golonvanivsky criterion  
 $n_e \tau_i \sim 2 \times 10^{17} \text{ s/cm}^3$  at  
 20 keV for VENUS  
 at 28 GHz  
  
 Increase in  $n_e \tau_i$  by x 10  
 over the 6.4 GHz LBL ECR



# Scaling Ion Current With Microwave Power

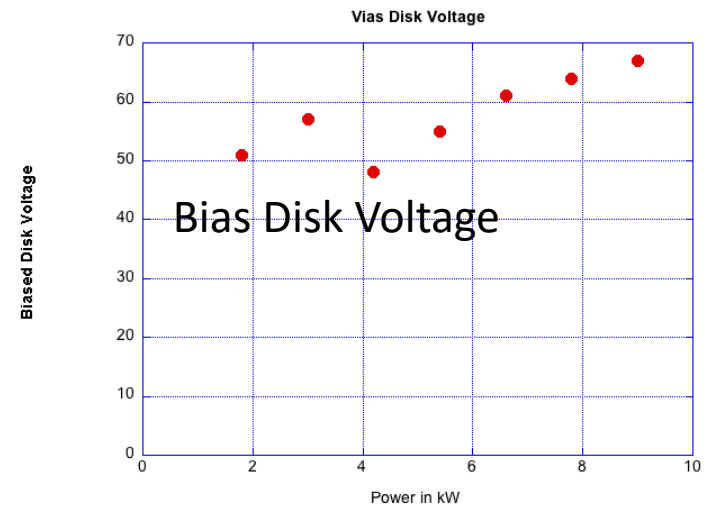
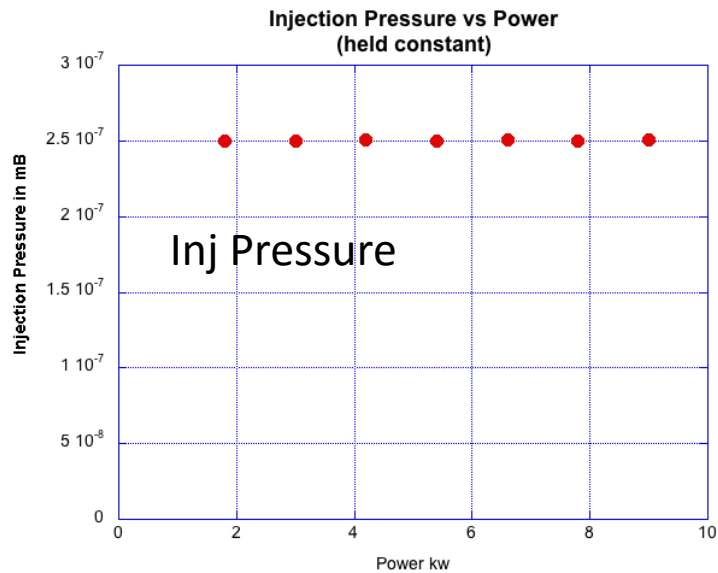
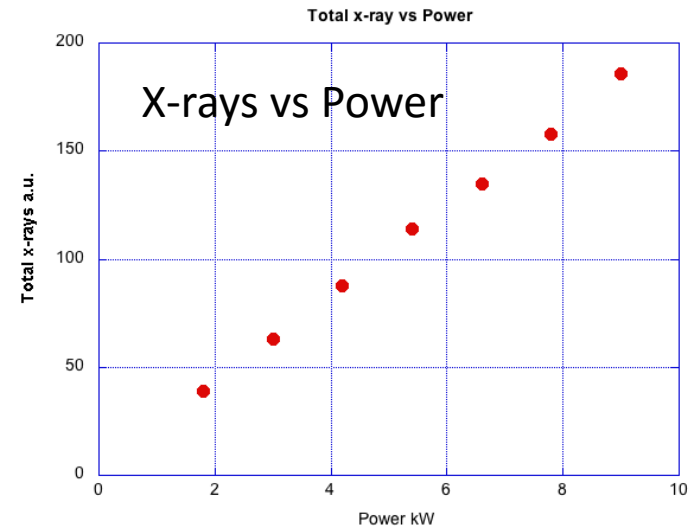
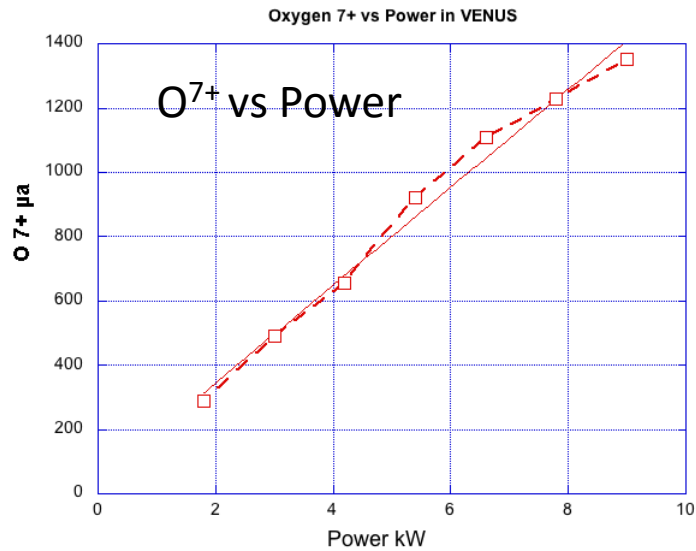
Scaling

VENUS O<sup>7+</sup> Linear dependence on power at constant injection pressure  
Oxygen gas flow increased with power to offset plasma pumping



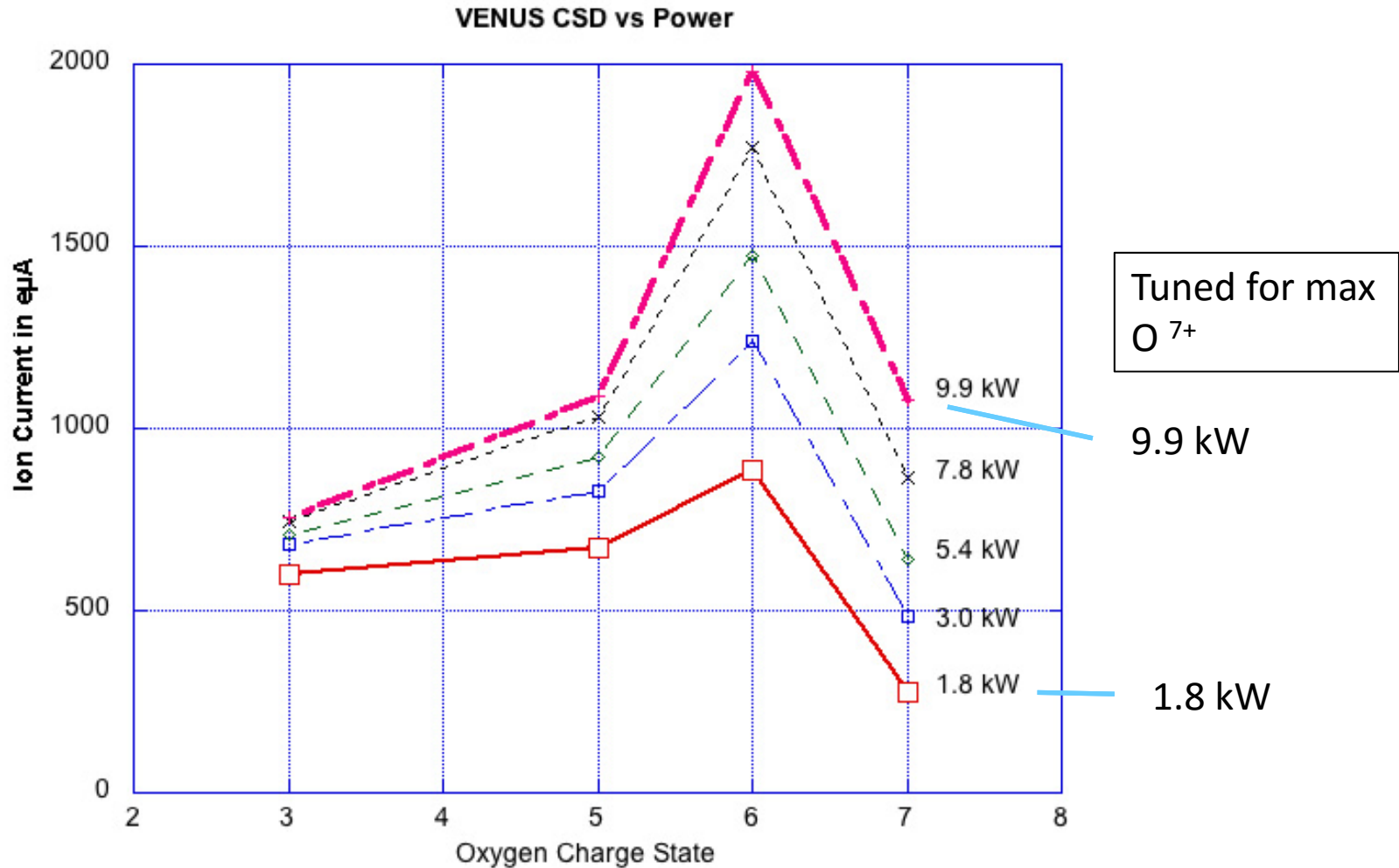
# Oxygen 7+ scaling with Power

Scaling



# Oxygen CSD vs Power in VENUS

Scaling



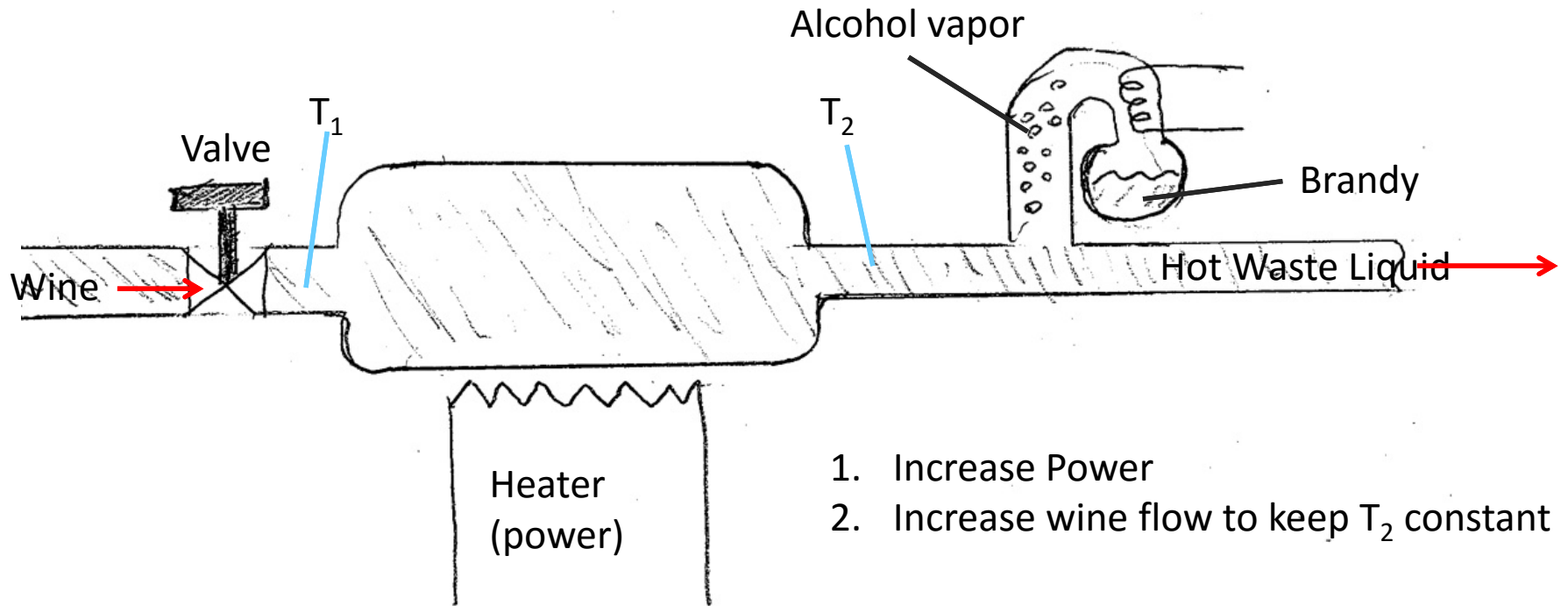
- VENUS (high power, high current oxygen beams)
  - B field fixed,
  - gas flow adjusted to maintain constant injection pressure
  - CSD stays relatively constant
  - Total x-ray flux scales linearly with power
  - Spectral Temperature stays the same
  - $O^{6+}$  or  $O^{7+}$  scale linearly with power
- How can this be understood?
  - $n_e \tau_i$  arguments are based on a “static model”
  - The Flow Model

- CSD is a function  $(n_e \tau)$  for constant  $T_e$
- Ion Current proportional to  $n / \tau$
- For ion current to scale linearly with power and the CSD to stay constant then
  - $n\tau$  is constant with power
    - $n_e / \tau_e \propto \text{power}$
    - then
  - $n_e \propto (\text{power})^{1/2}$  and  $\tau_e \propto 1 / (\text{power})^{1/2}$  and  $T_e$  is constant
    - Does that make sense?

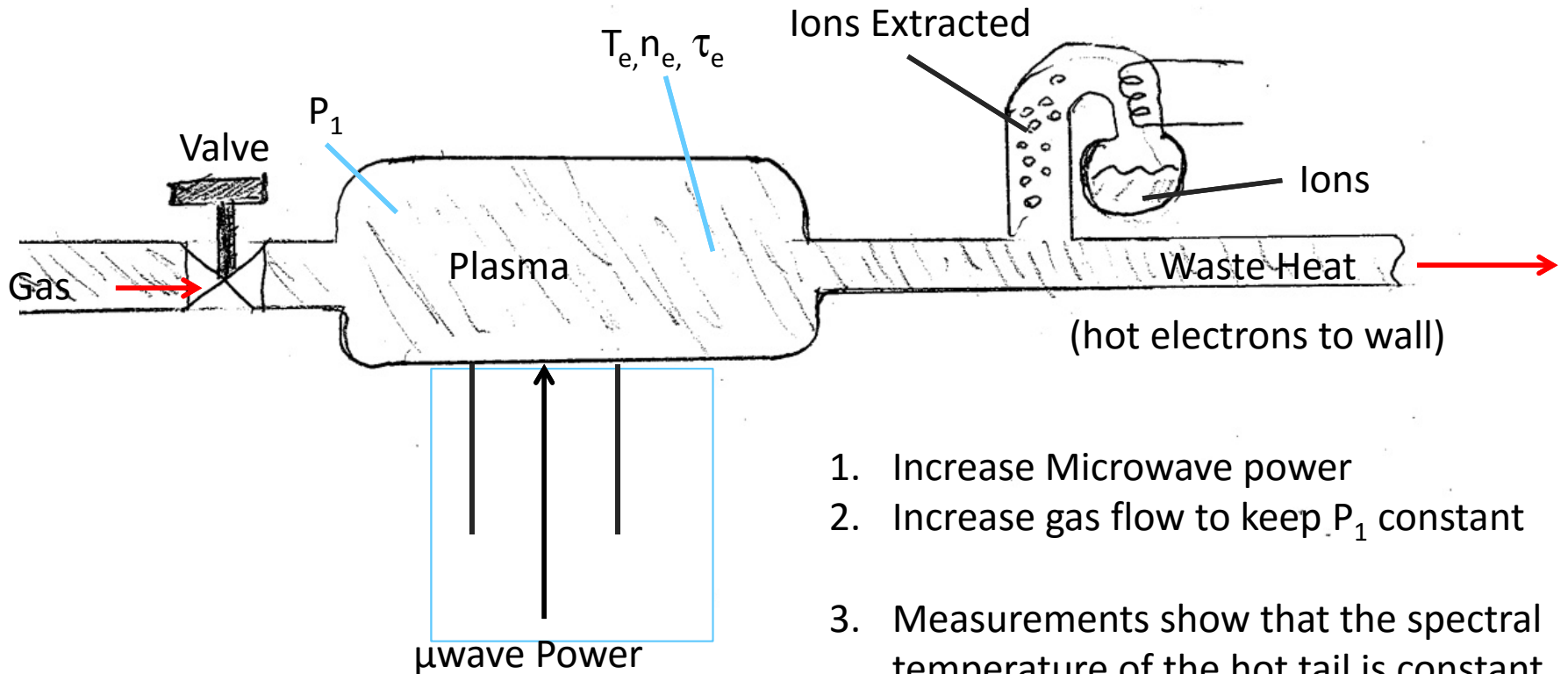
# ENERGY FLOW DISTILLERY

Scaling

Linear Flow Distillery  
Wine In---Brandy Out



Linear Ion Source  
Oxygen In---Ions Out



1. Increase Microwave power
2. Increase gas flow to keep  $P_1$  constant
3. Measurements show that the spectral temperature of the hot tail is constant
4. Total x-ray flux scales linearly with power



The maximum ion current scales as  $f^2$

For a fixed frequency the current is linear with power

How will a 4<sup>th</sup> Generation (45 GHz) scale from VENUS at 28 GHz

$$I_q = I_q(45 \text{ GHz} / 28 \text{ GHz})^2$$

For Power  $(45/28)^2 * 10 \text{ kW}$       Microwave Power = 26 kW

For space charge and beam transport  $V_{\text{ext}}$  will scale as

$$I_{\text{tot}}^{2/3} \text{ so } V_{\text{ext}} \geq (f_{\text{rf}})^{4/3} \text{ 30 kV goes to } V_{\text{ext}} \geq 56 \text{ kV}$$

THE END