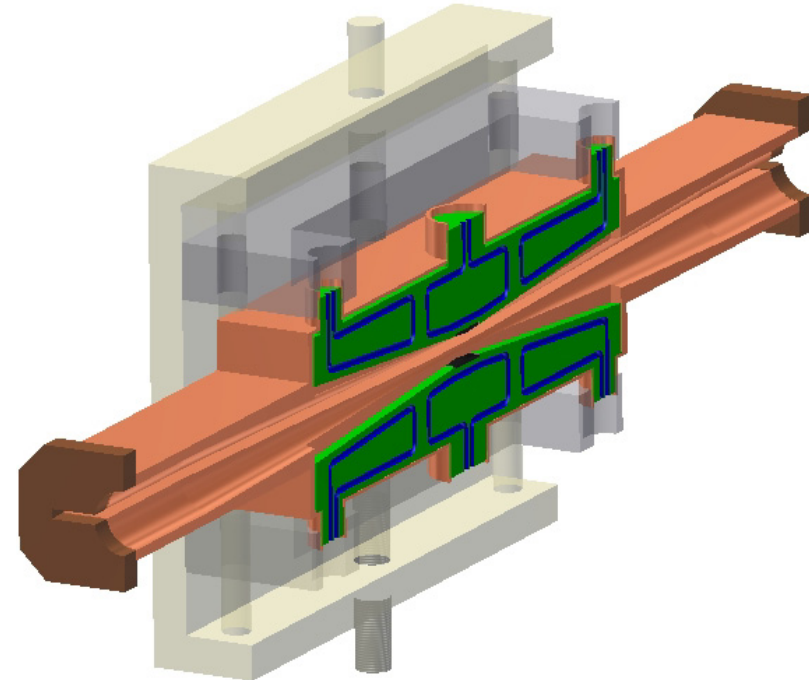




*Small-Beta Collimation at SuperKEKB
to Stop Beam-Gas Scattered Particles and
to Avoid Transverse Mode Coupling Instability*

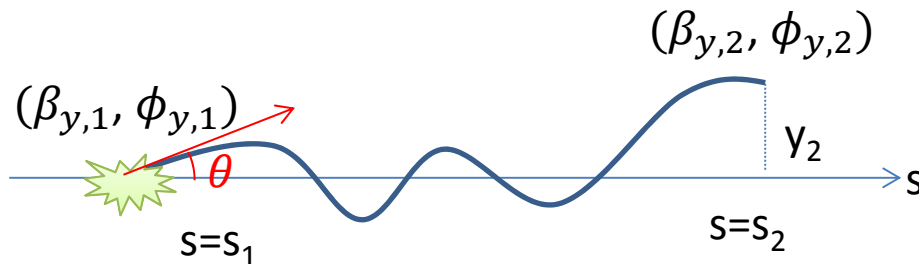
Hiroyuki Nakayama (Belle-II/KEK),
Ken-ichi Kanazawa, Yusuke Suetsugu,
Yukiyoshi Ohnishi, Yoshihiro Funakoshi
Kazuhito Ohmi, Demin Zou
(SuperKEKB/KEK)



Introduction

- At SuperKEKB, beam particle scattered elastically (Coulomb-scattered) by remaining gas molecules are one of dangerous sources of detector background.
- Scattered particles are lost inside the detector, since beam pipe physical aperture($r/\sqrt{\beta_y}$) is the narrowest inside the detector. We need collimators outside interaction region(IR) to stop those particles.
- Collimator width should be very narrow (few mm), so we should be careful not to lose beam stability.

Beam-gas Coulomb scattering



θ : Coulomb scattering angle

$$y_2 = \theta \sqrt{\beta_{y,1} \cdot \beta_{y,2}} \sin(\phi_{y,2} - \phi_{y,1})$$

Horizontal deviation by Coulomb scattering is negligible

The critical scattering angle θ_c
to hit IR beam pipe

$$\theta_{c,1} = r_{IR} / \sqrt{\beta_{y,1} \cdot \beta_{y,IR}}$$

Coulomb beam lifetime τ_R is
proportional to θ_c^2

$$\frac{1}{\tau_R} = c n_G \frac{4\pi \sum Z^2 r_e^2}{\gamma^2} \left\langle \frac{1}{\theta_c^2} \right\rangle \propto \langle \beta_y \rangle \cdot \beta_{y,IR} / r_{IR}^2$$

Beam-gas lifetime is only
x1/90 of KEKB, due to
larger vertical beta and
narrower physical aperture

Loss Rate $\propto P \times I \times \langle \beta \rangle$
 $\times \beta_{IR} / r_{IR}^2$

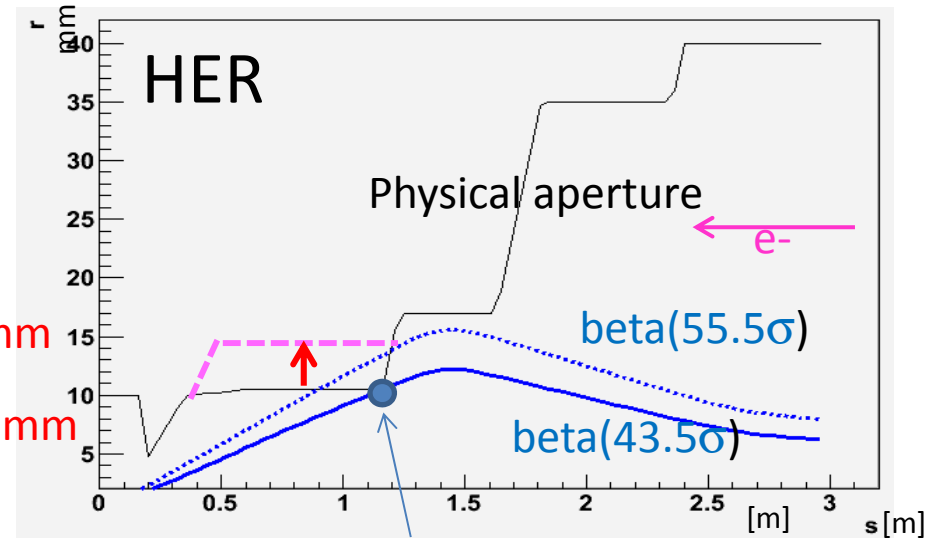
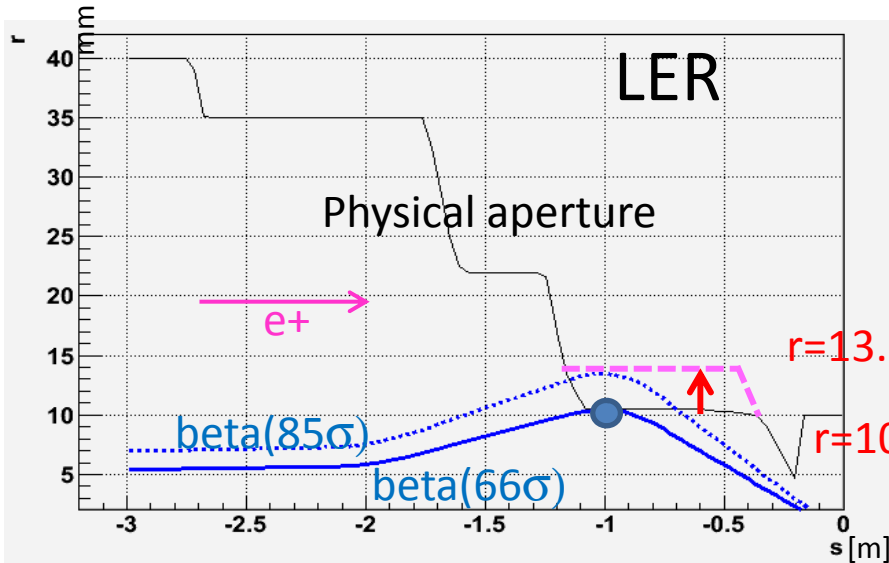
	KEKB e+ ring	SuperKEKB e+ ring
IR beam pipe radius: r_{IR}	35mm	13.5mm
Max. vertical beta: $\beta_{y,IR}$	600m	2900m
Averaged vertical beta: $\langle \beta_y \rangle$	23m	50m
Min. scattering angle: θ_c	0.3mrad	0.036mrad
Beam-gas Coulomb lifetime	>10 hours	~35 min.

$P = 10^{-7} \text{Pa}$ is assumed

Strategy to reduce Coulomb BG

$$\tau \propto r^2$$

- Larger QC1 physical aperture ($r=10.5\text{mm} \rightarrow 13.5\text{mm}$)



We widened IR beam pipe radius without major change in final Q design.
 Coulomb lifetime improved (LER: 1360 \rightarrow 2240sec, HER: 2100 \rightarrow 3260sec)

- Vertical collimators!

- IR aperture should not be narrowest over the ring
- Collimator aperture should be narrower than IR aperture
- Beam instability? (collimators should be very close (few mm) to the beam)

Where we should put vertical collimator?

Collimator aperture should be narrower than IR aperture.

$$d / \sqrt{\epsilon\beta} < r_{IR} / \sqrt{\epsilon\beta_{IR}} \quad \Rightarrow \quad d_{\max} \propto \beta^{1/2}$$

d: collimator (half) width, from beam center to collimator head

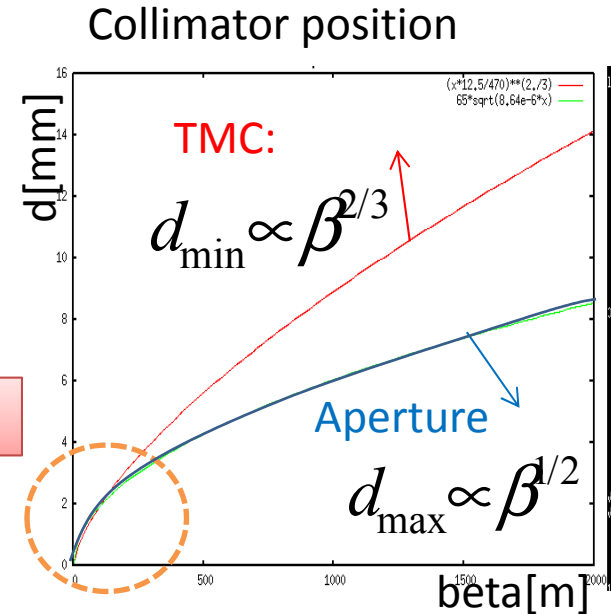
Transverse Mode Coupling Instability (TMCI) should be avoided.

Assuming following two formulae: also called "fast head-tail instability"

$$I_{\text{thresh}} = \frac{C_1 f_s E / e}{\sum_i \beta_i k_{\perp i} (\sigma_z)} > 1.44 \text{ mA/bunch (LER)}$$

taken from "Handbook of accelerator physics and engineering, p.121"

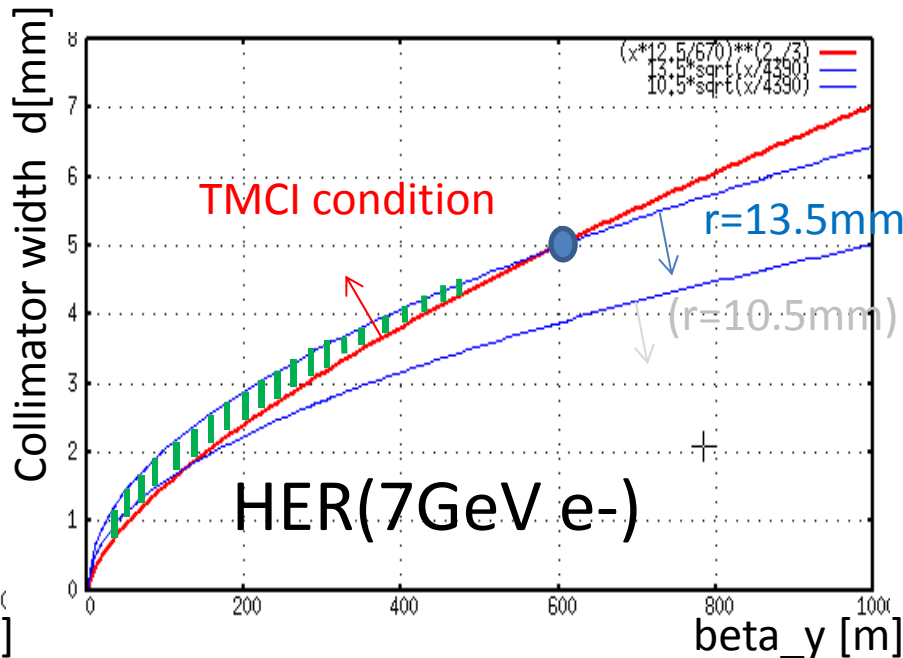
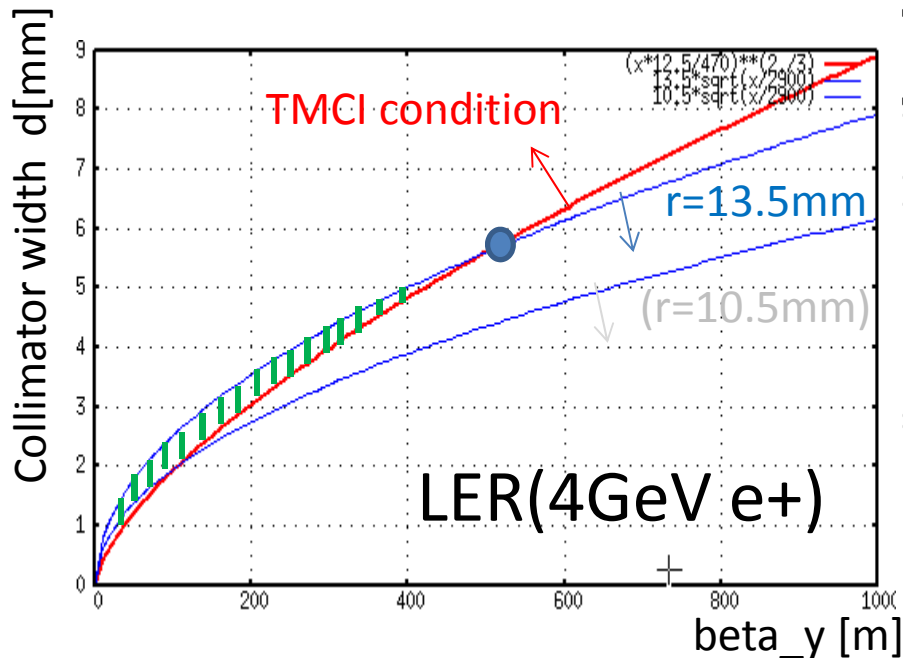
Kick factor $k_{\perp} = 0.215 A Z_0 c \sqrt{\frac{\theta_{\text{slope}}}{\sigma_z d^3}}$
(in case of rectangular collimator window)



$$d_{\min} \propto \beta^{2/3}$$

We should put collimator where beta_y is SMALL!

Candidate collimator locations



Collimator position should satisfy not only above beta_y condition, but also need space (at least 1.5m), and the phase should be close to IR phase

V collimator @ LLB3R (downstream)
 ($s=-90 \rightarrow -82\text{m}$, $\beta_y=30 \rightarrow 146\text{m}$)
 $\beta_y=125\text{m}$, $2.23\text{mm} < d < 2.81\text{mm}$

$N_y(\text{Vcol}) = 42.82$, $N_y(\text{IR}) = 44.32$

V collimator @ LTLB2 (downstream)
 ($s=-63 \rightarrow -61\text{m}$, $\beta_y=81 \rightarrow 187\text{m}$)
 $\beta_y=123\text{m}$, $1.74\text{mm} < d < 2.26\text{mm}$

$N_y(\text{Vcol}) = 1.25$, $N_y(\text{IR}) = 0.25$

Vertical collimator width vs. Coulomb loss rate, Coulomb life time

LER (e+)

Vcol width[mm]	IR loss [GHz]	Total loss[GHz]	Coulomb life[sec]
2.40	0.04	153.9	1469.8
2.50	0.05	141.8	1594.8
2.60	0.09	131.0	1724.9
2.70	0.24	121.4	1860.2
2.80	1.65	111.4	2000.5
2.90	11.48	100.8	<u>2014.3</u>
3.00	21.98	90.3	<u>2014.3</u>

Based on element-by-element simulation considering causality the phase difference

Summed up to 100turns

HER(e-)

Vcol width[mm]	IR loss [GHz]	Total loss[GHz]	Coulomb life[sec]
2.10	0.0007	49.6	3294.0
2.20	0.001	45.2	3615.2
2.30	0.357	41.0	3951.3
2.40	7.99	33.0	<u>3985.9</u>
2.50	13.1	27.9	<u>3985.9</u>

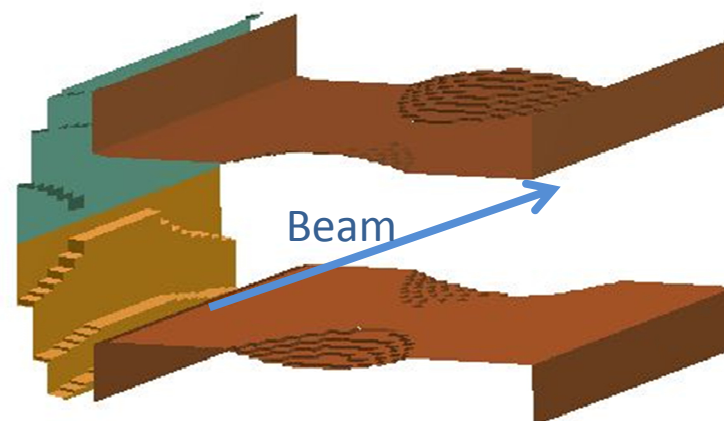
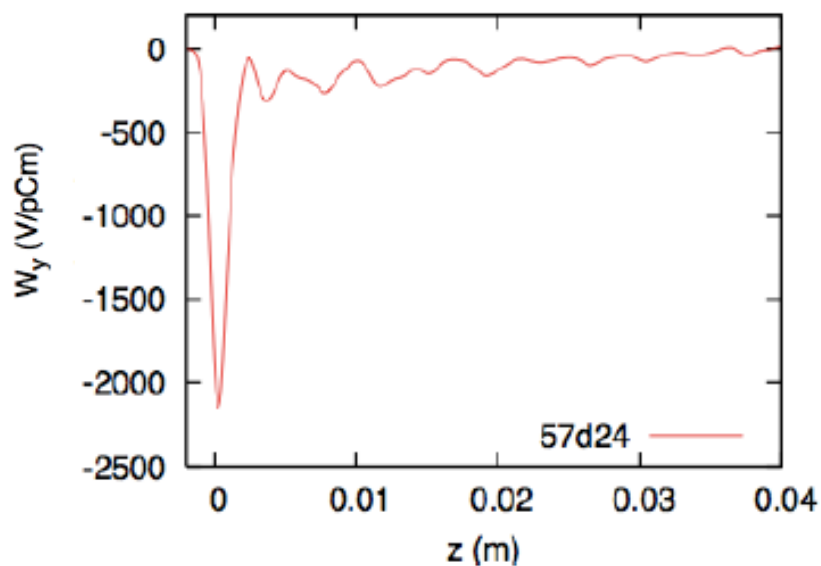
IR loss rate is VERY sensitive to the collimator width.

(Once Vcol aperture > QC1 aperture, all beam loss goes from Vcol to IR)

Typical orbit deviation at Vcol : +/-0.12mm (by iBump V-angle: +/-0.5mrad@IP)

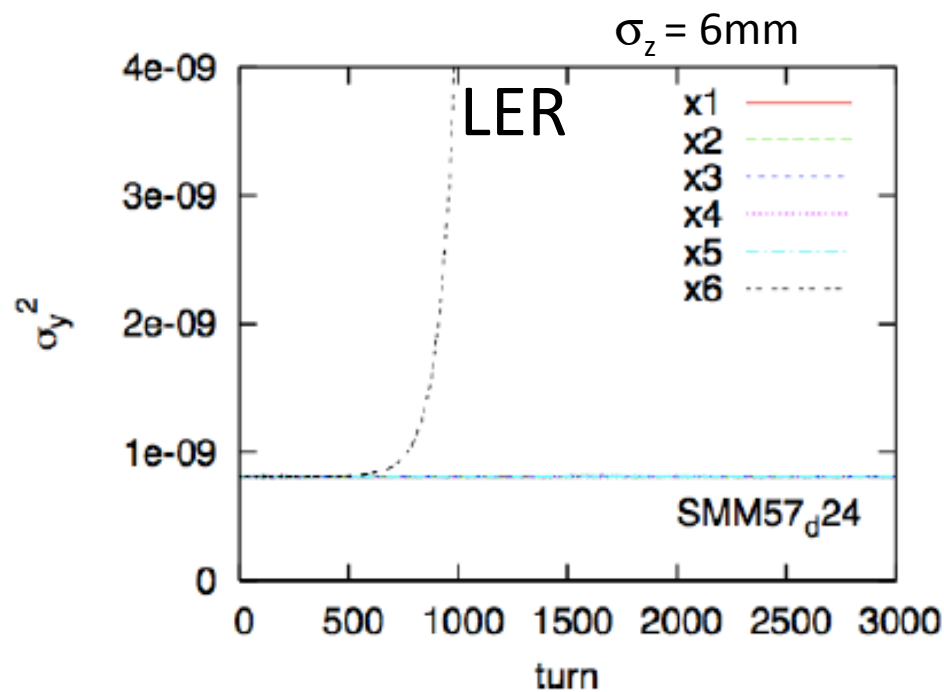
Impedance of realistic collimator

$d=2.4\text{mm}$ mask for LER



Dedicated design for low impedance
“round-flat-round”

I_{th} calculated by tracking simulation

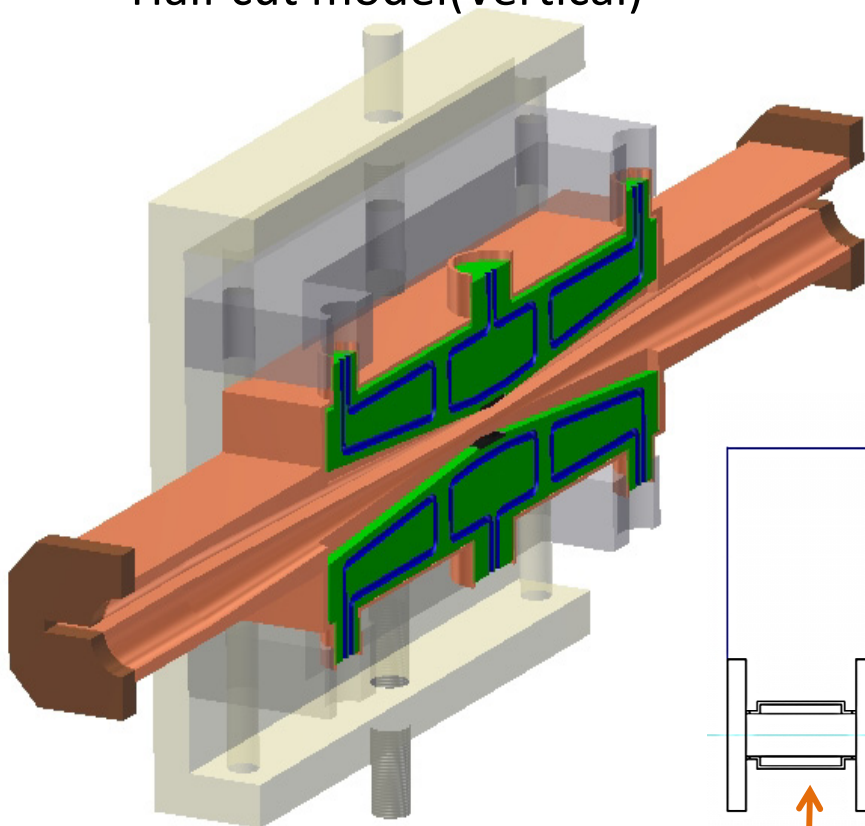


$$I_{th} = 1.44\text{mA} \times 5 \sim 6 = 7.2 \sim 8.6\text{mA}$$

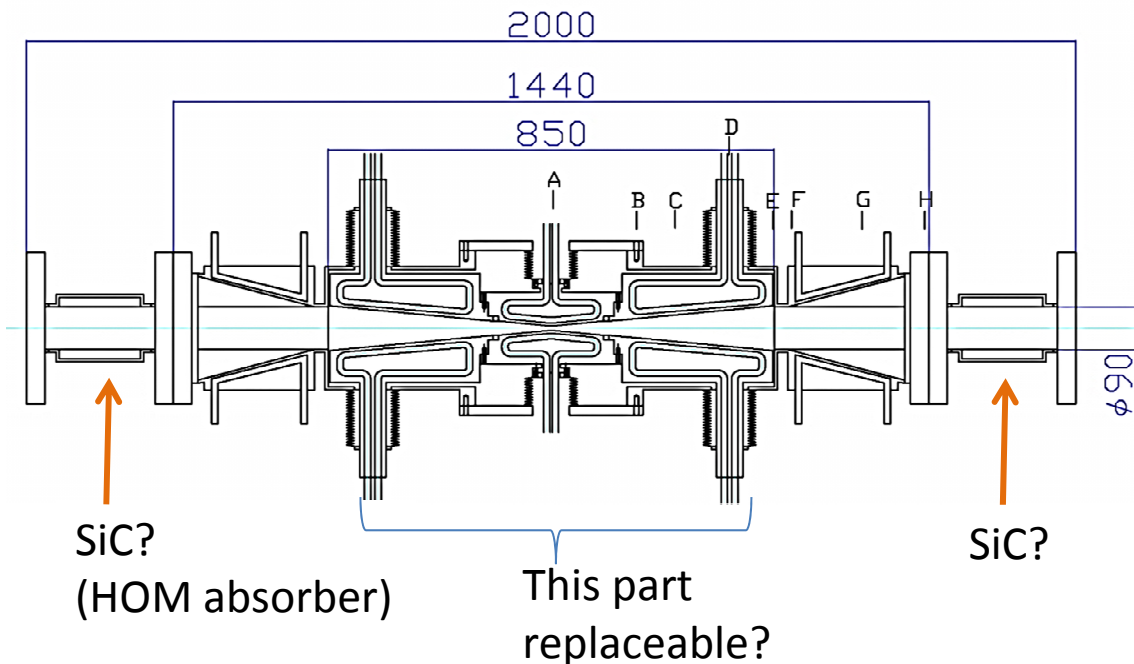
TMC instability caused by the LER vertical collimators are tolerable.

Latest collimator design

- Half cut model(Vertical)



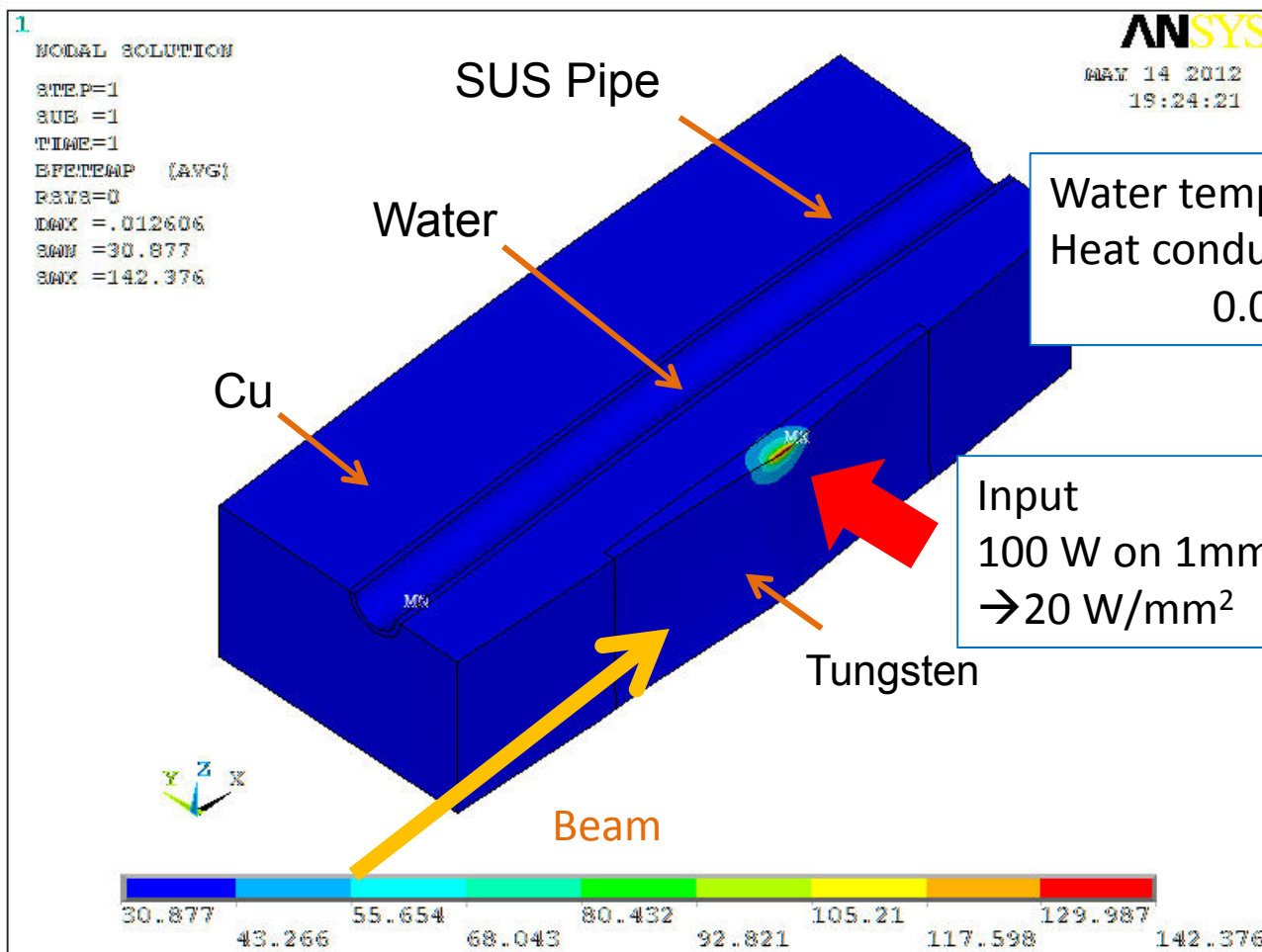
Details not fixed yet



Head load on collimator

- Temperature with 100W input


100W = ~100GHz loss of 7GeV electrons



No problem.
 Displacement, Von Mises stress are also tolerable

Collimator head (HIP process)

- Demonstration with test sample was successful



Summary

- Larger $\langle\beta_y\rangle$ and narrower IR aperture make Beam-gas Coulomb BG much severer at SuperKEKB than at KEKB
- Vertical collimators , placed at small β_y , can reduce beam-gas loss in IR down to $\sim 0.1\text{GHz}$ for both rings (not including secondary showers)
- Beam instability for such collimators is confirmed to be tolerable both by theoretical equation and tracking simulation with realistic collimator shape
- Vacuum level at large β_y affects beam-gas lifetime.
- Collimator design R&D is ongoing which can resist $\sim 100\text{GHz}$ loss

Related talks and posters:

“Beam background and MDI design for SuperKEKB/Belle-II” (**TUPPR007**)

“Design Progress and Construction Status of SuperKEKB” by K. Oide (**TUPPR006**)

“Overview of SuperB factories” by M. Biagini(**WEYA03**)