



FACET-II

Facility for Advanced Accelerator Experimental Tests

A Compact 335 MeV Positron Damping Ring Design for FACET-II

IPAC17, COPENHAGEN, DENMARK, 2017 MAY 18

Glen White

on behalf of FACET-II

design team

*Y. Cai, R. Hettel, M. Johansson, V. Yakimenko,
G. Yocky*



FACET-II project

- History of FACET (2012-2016)
- Plans for FACET-II experimental program 2019+

FACET-II positron systems

- New beamlines in SLAC Linac, including damping ring

FACET-II 335 MeV positron damping ring

- Design overview and expected performance

Particle tracking

- Simulation of FACET-II delivered beam parameters

FACET Project History



Primary Goal:

- Demonstrate a single-stage high-energy plasma accelerator for electrons

Timeline:

- CD-0 2008
- CD-4 2012, Commissioning (2011)
- Experimental program (2012-2016)

A National User Facility:

- Externally reviewed experimental program
- >200 Users, 25 experiments, 8 months/year operation

Key PWFA Milestones:

- ✓ Mono-energetic e⁻ acceleration
- ✓ High efficiency e⁻ acceleration (*Nature* **515**, Nov. 2014)
- ✓ First high-gradient e⁺ PWFA (*Nature* **524**, Aug. 2015)
- Demonstrate required emittance, energy spread (FY16 in preparation for *Nature*)

Premier R&D facility for PWFA: Only facility capable of e⁺ acceleration
Highest energy beams uniquely enable gradient > 1 GV/m

FACET-II Project Plan



Timeline:

- ✓ Nov. 2013, FACET-II proposal, Comparative review
 - ✓ CD-0 Sep. 2015
 - ✓ CD-1 Oct. 2015 (ESAAB, Dec.2015)
 - ✓ CD-2/3A Sep. 2016
 - CD-3B Sep. 2017
 - CD-4 2022
- Experimental program (2019-2026)**

Key R&D Goals:

- Beam quality preservation, high brightness beam generation, characterization
- e⁺ acceleration in e⁻ driven wakes
- Staging challenges with witness injector
- Generation of high flux gamma radiation

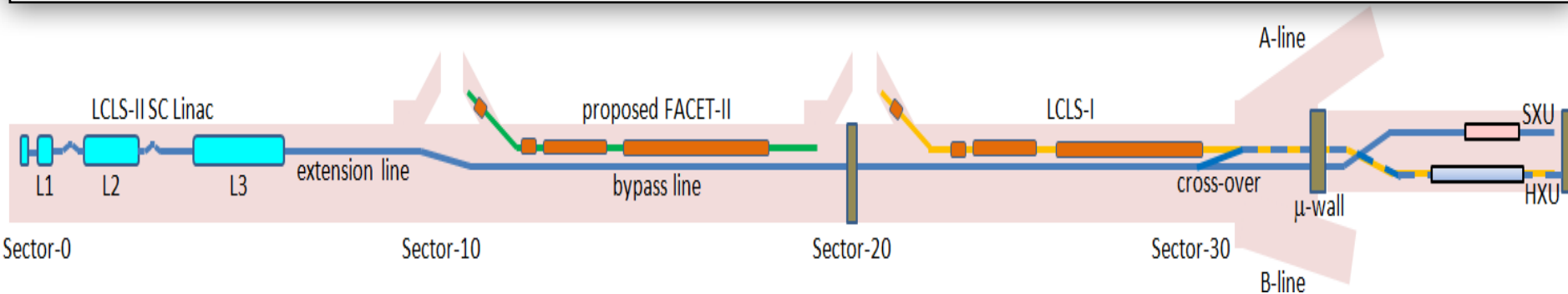
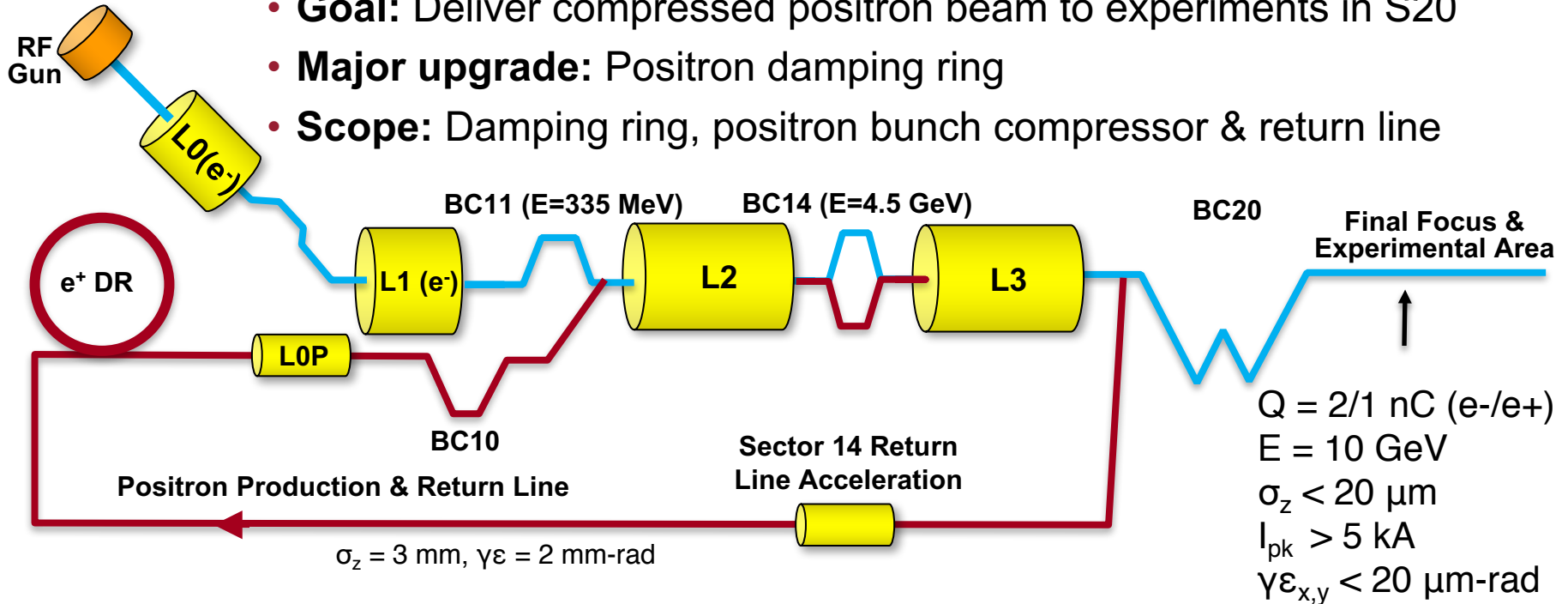
Three stages:

- Photoinjector (e⁻ beam only) FY17-19
- e⁺ damping ring (e⁺ or e⁻ beams) FY18-20
- “sailboat” chicane (e⁺ and e⁻ beams)


FACET-II will operate as a National User Facility with an external program advisory committee reviewing proposals and recommending priorities for the experimental program

FACET-II Positron Systems Overview

- **Goal:** Deliver compressed positron beam to experiments in S20
- **Major upgrade:** Positron damping ring
- **Scope:** Damping ring, positron bunch compressor & return line



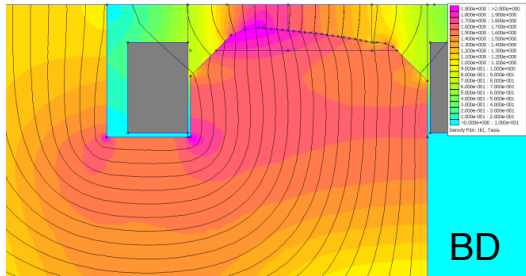
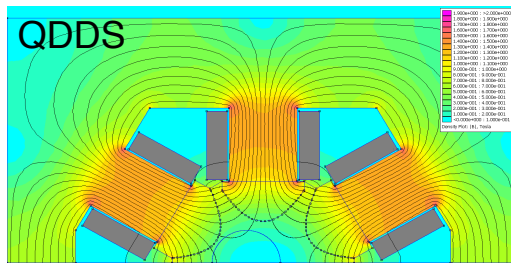
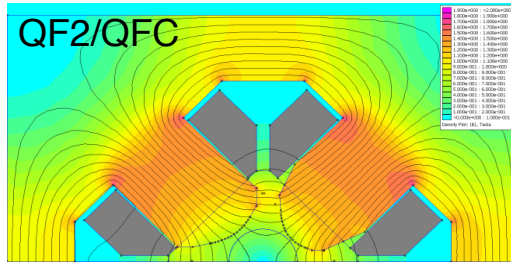
335 MeV Positron Damping Ring in Sector 10



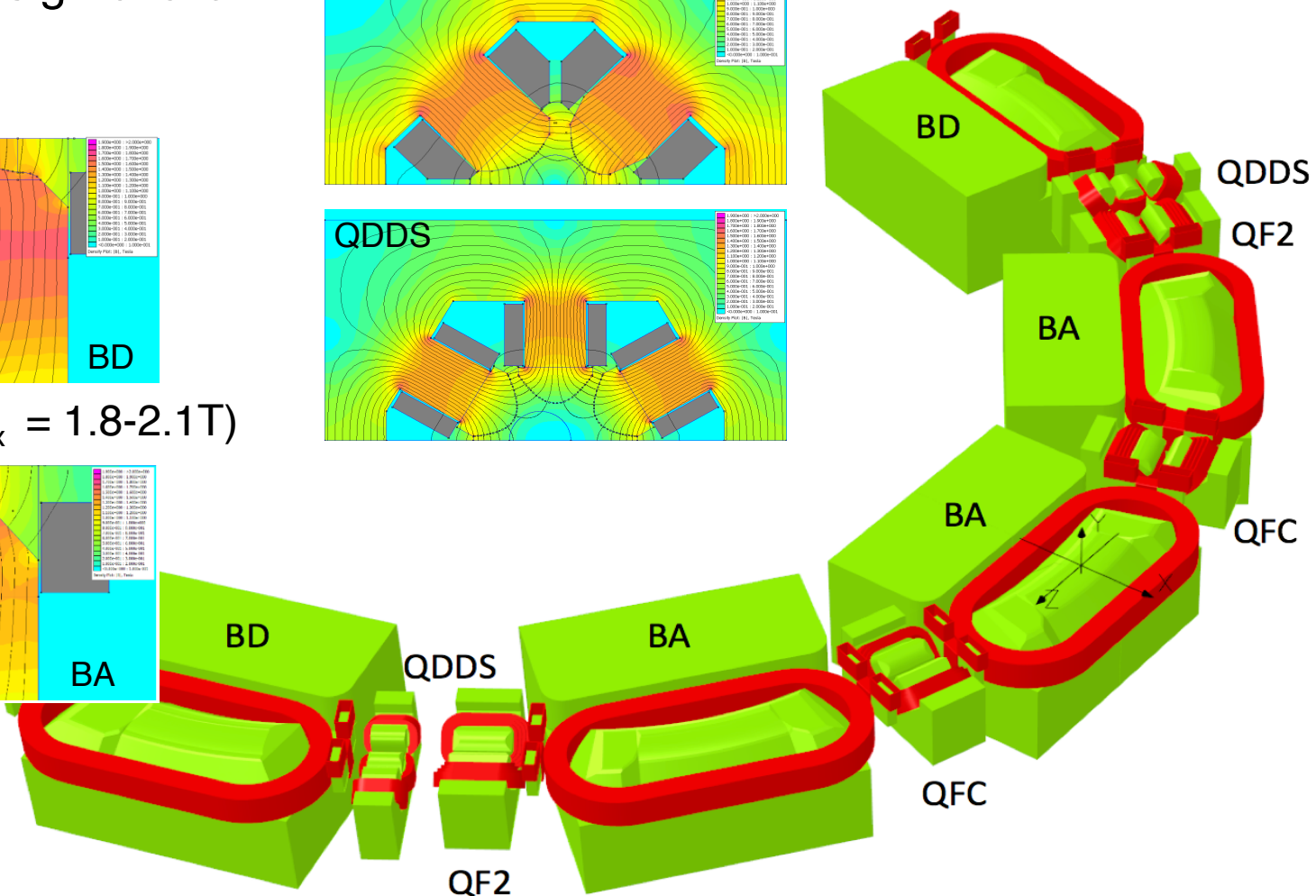
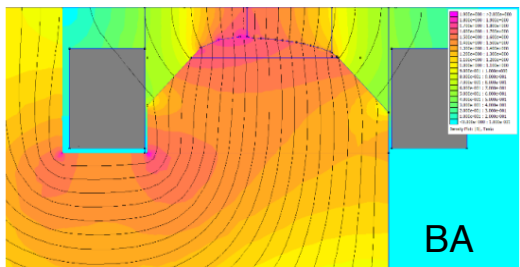
- 2.9 m diameter ring
- Vertical injection & extraction
- SLC kickers & RF, new septa
- New combined-function arc magnet designs

DR Arc Magnet Design and Modeling

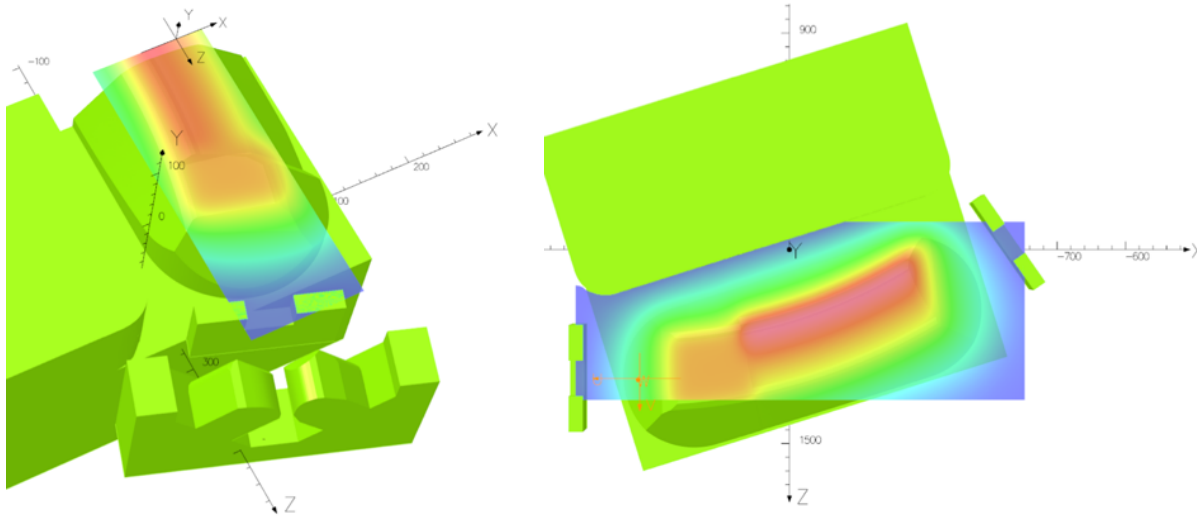
- 3D magnet design of arc with Opera



$B_0 = 1.44 \text{ T}$ ($B_{\text{max}} = 1.8\text{-}2.1\text{T}$)

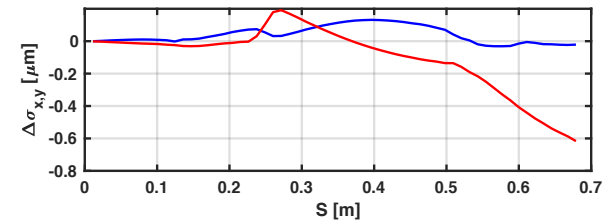
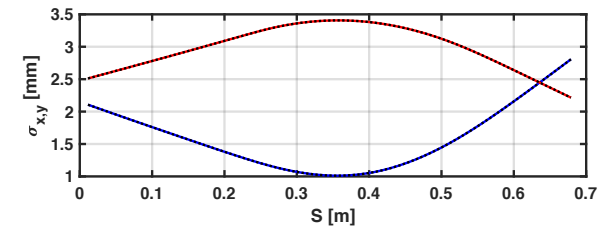
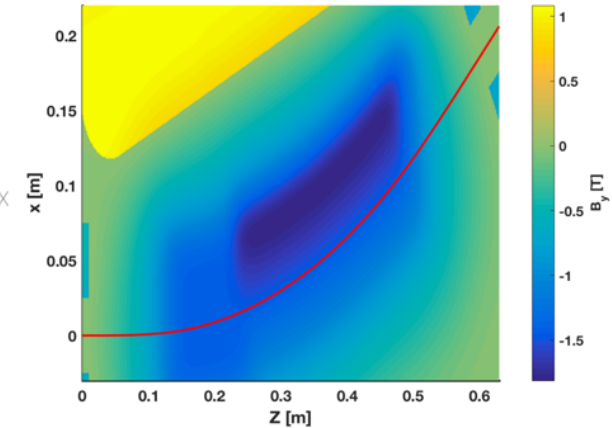


Arc Dipoles – BA & BD

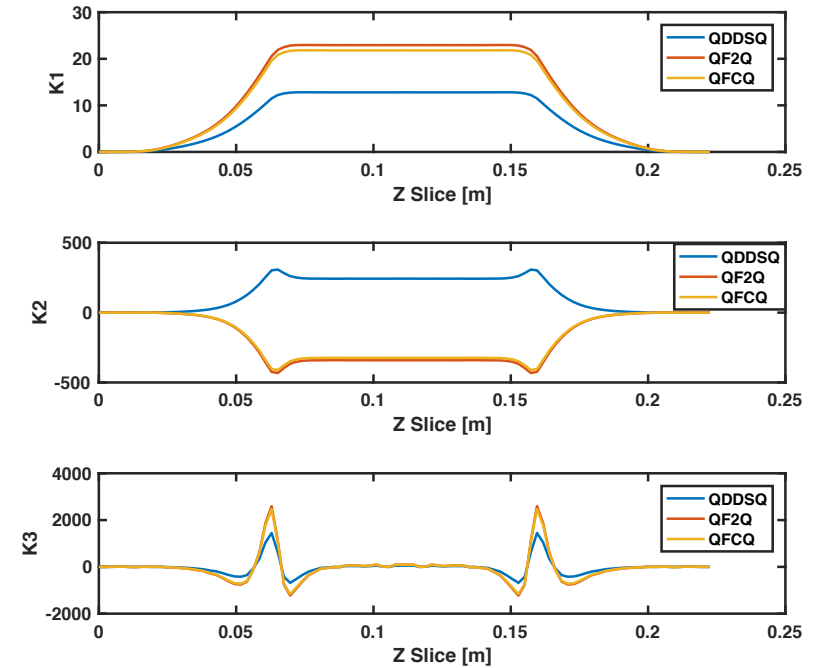
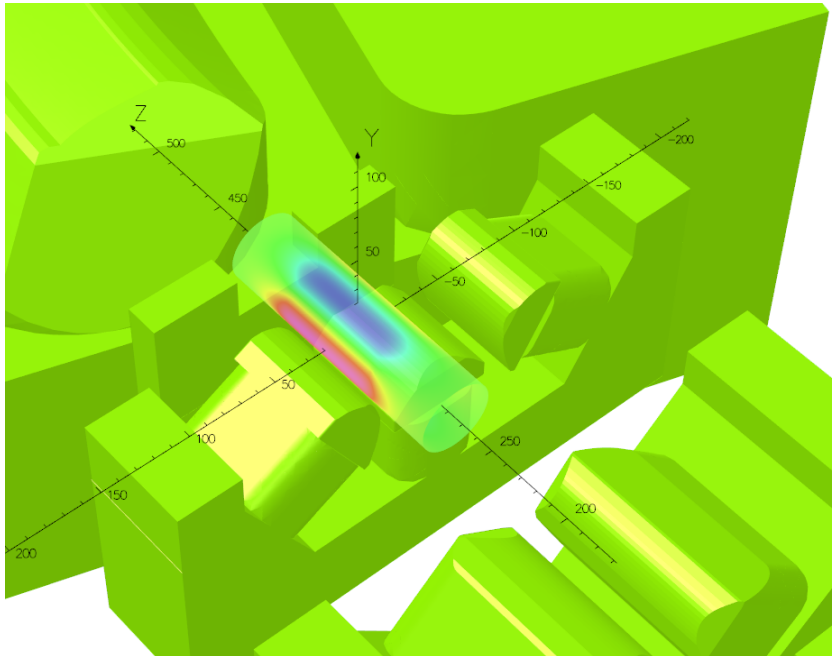


- 10 mm slices through 60 cm bend magnets
- Test particles distributed across physical aperture : evaluate at each slice location

Slice model generated and evaluated from particle tracking in GPT using 3D Opera field calculations



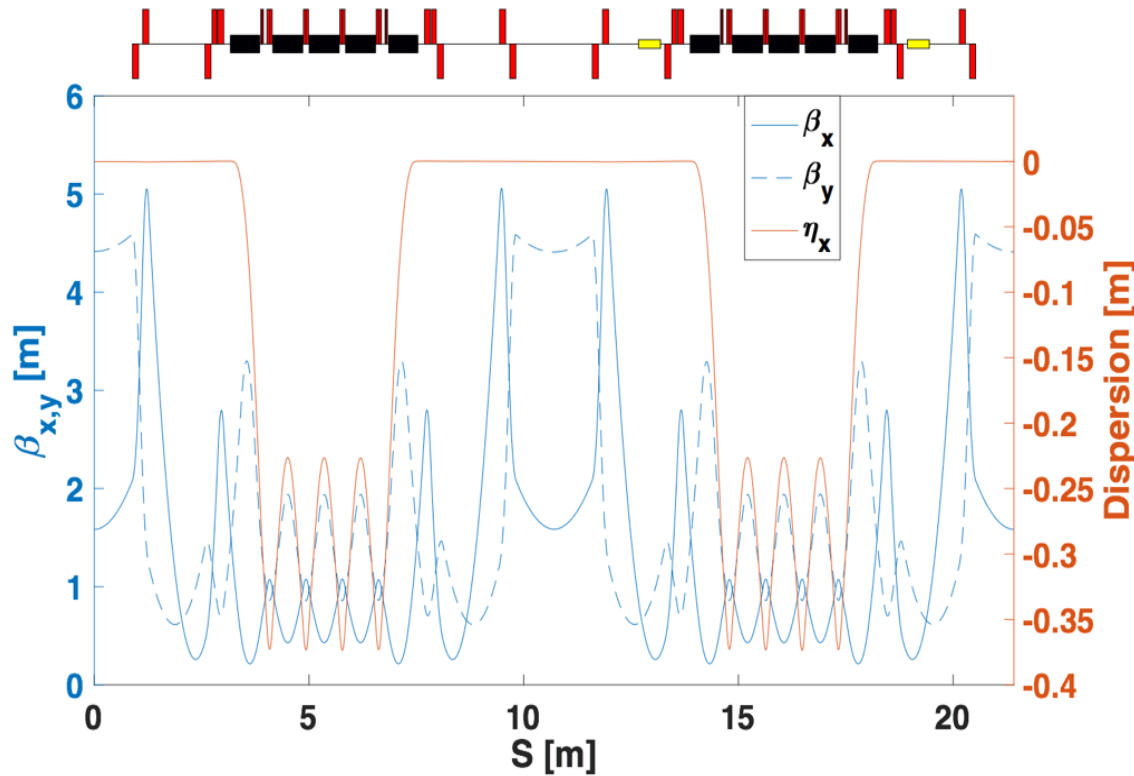
DR Magnet Model – Arc Quad-Sextupoles



- Two mechanical types of combined function quad/sext magnet
 - QDDS & QFC/QF2
- 3 mm slices from fits to 3D Opera fields

Sliced model of combined function quad/sextupoles included in model

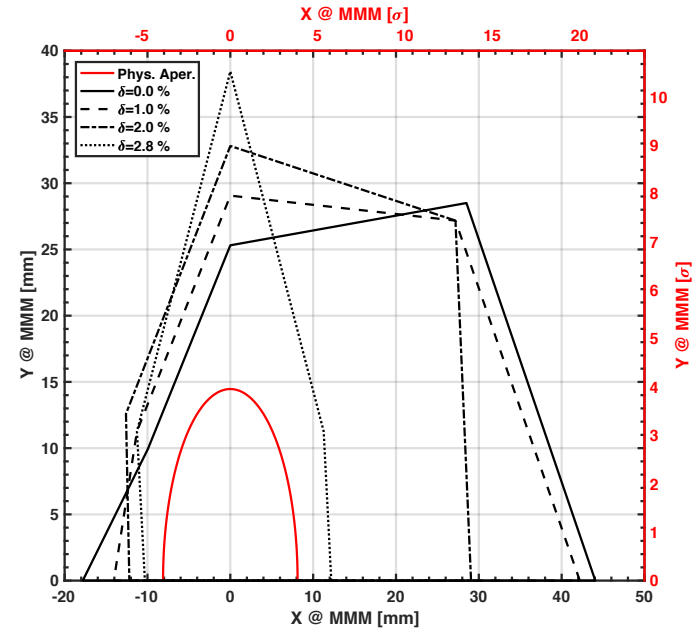
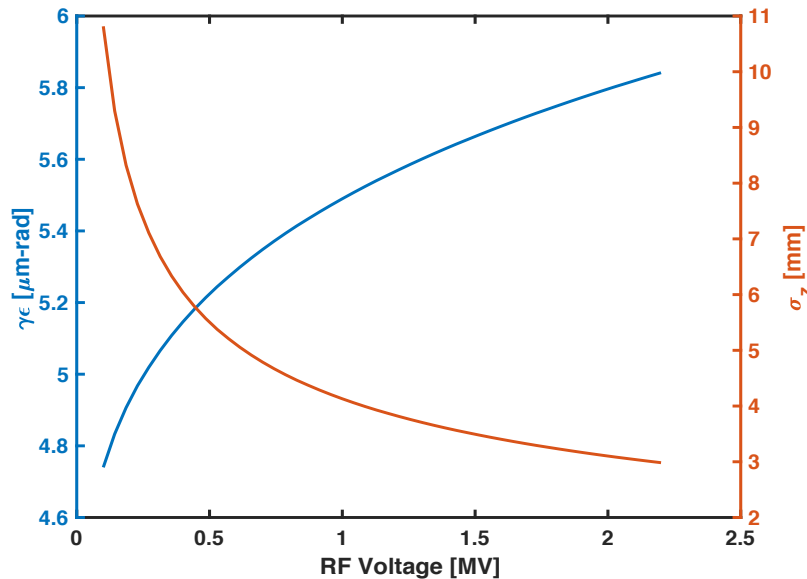
Positron Damping Ring Design Overview



1 nC @ 5 Hz

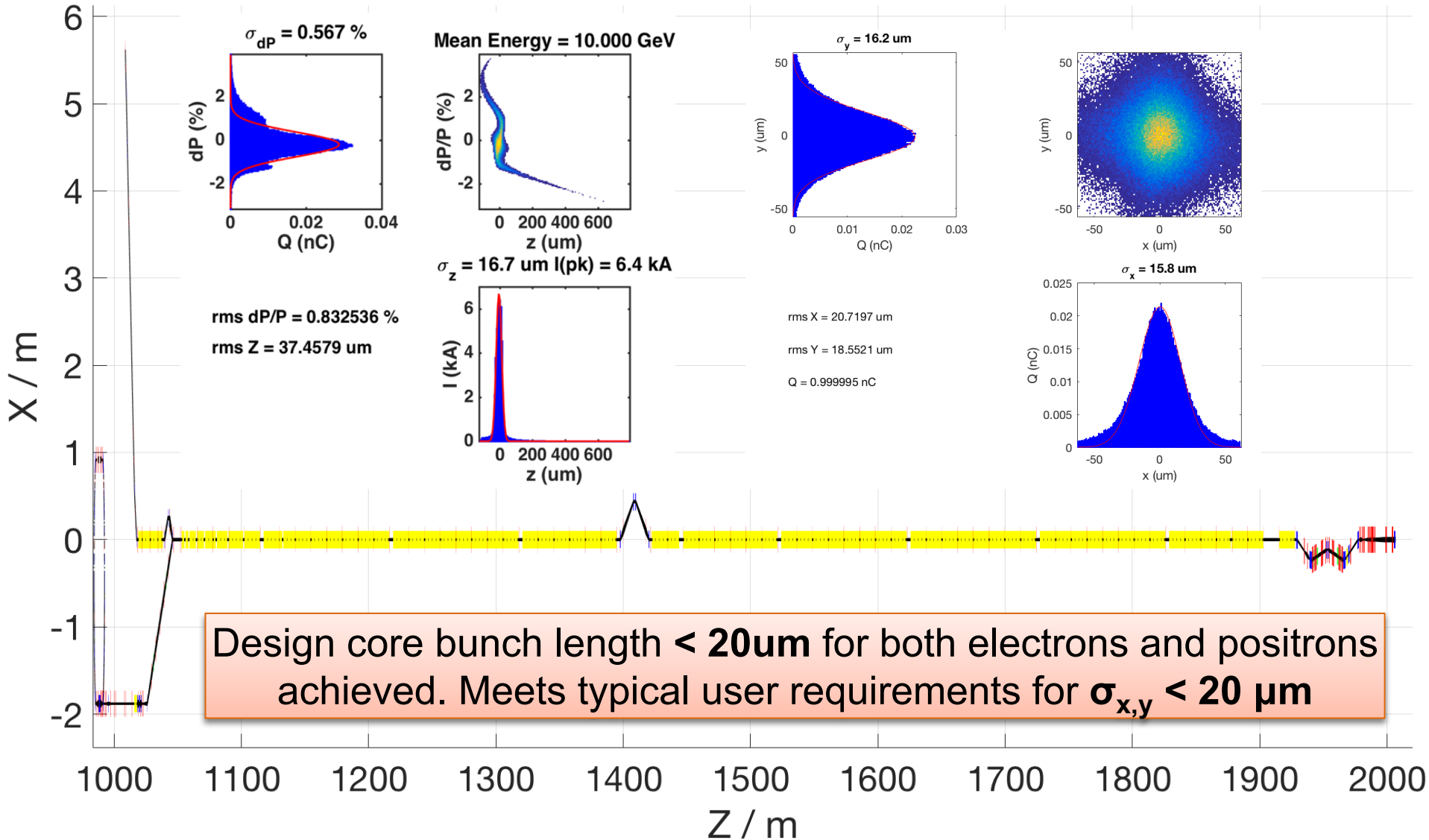
- $\sigma_z = 3.9 \text{ mm}$, $\sigma_\delta = 0.062 \%$
- $\gamma\epsilon_t = 2 \text{ mm-rad} \rightarrow 5.5 \mu\text{m-rad}$ (fully coupled)

Parameter	Value
Energy, E [MeV]	335.0
Bunch Charge, Q [nC]	1.0
Beam Current, I [mA]	14.0
Circumference, C [m]	21.41
Arc Bend Radius, ρ [m^{-1}]	0.78
RF Energy Acceptance, A [%]	2.9
Tune, ν_a, ν_b	4.588, 2.570
Emittance, $\gamma\epsilon_{a,b}$ [$\mu\text{m-rad}$]	5.5
Bunch length, σ_z [mm]	3.9
Energy spread, σ_δ [%]	0.062
Mom. compaction, α_p	0.0525
Damping partition, J_x, J_y, J_z	2.15, 1.0, 0.85
Damping time, τ_a, τ_b, τ_c [ms]	16.9, 36.4, 43.0
Natural Chromaticity, ξ_{a0}, ξ_{b0}	-6.5, -4.4
Chromaticity, ξ_a, ξ_b	+1, +1
Syn. Energy loss / turn, U_0 [keV]	1.362
RF voltage, V_{RF} [MV]	1.1
RF frequency, f_{RF} [MHz]	714.0
Harmonic Number [n]	51
Synchrotron Tune	0.037 (521.9 KHZ, 26.8 turns)



- BMAD IBS calculation – using Bjorken & Mtingwa's formula with full coupling.
- Dynamic aperture from particle tracking (PTC)
 - 100k turns (~20% of damping time)
 - Dynamic aperture larger than physical aperture up to max RF energy acceptance of ring
- Instability thresholds OK < 1.25 nC, error tolerance sufficient

Start-to-End Tracking Positron Longitudinal & Transverse Phase Space at IP



FACET-II facility designed to continue advanced acceleration R&D program started by FACET at SLAC 2019-2026

- Accelerator design to deliver high peak current, low emittance electron and positron bunches using central 1/3 of SLC Linac

Continuation of positron program requires construction of new 335 MeV damping ring inside SLC tunnel at Sector 10

- Restricted space requires unusually compact ring design
- User requirements drive unusual ring parameters: high 6D brightness required, fully coupled transverse emittance
- Detailed 3D modeling of ring arcs performed and ring parameters calculated
 - *Codes used: Opera, LEGO, BMAD, AT, GPT*
- Start-to-end tracking simulations indicate user requirements can be met
 - *Code used: Lucretia*