

# SIGNAL ARCHIVING AND RETRIEVAL: ESSENTIAL LONG TERM PERFORMANCE TUNING TOOL\*

R. Bakker, T. Birke, R. Müller, BESSY, Berlin, Germany

## Abstract

The first two years of user service of the third generation light source BESSY II emphasized the importance of a reliable, comprehensive and dense logging of a few thousand setpoints, readbacks, status and alarm values. Today data from sources with various characteristics residing in different protected networks are centrally collected and retrievable via an uncomplex CGI program to any desktop system on the site. Data post-processing tools cover Windows applications, IDL, SDDS and custom programs matching users skills and preferences. In this paper illustrative sample data explorations are described that underline the importance of the logging system for operations as well as for the understanding of singular events or long term drifts. Serious shortcomings of the present installation and focus of further development are described.

## 1 INTRODUCTION

Like other third generation light sources BESSY II exceeds many of the primary design goals. Users not only appreciate the additional potential of the excellent beam definition and stability — an increasing number of experiments simply depend on the high and reliable beam quality. Especially important aspects are minimal beam center of mass drifts, well defined beam energy with minimal spread and high beam intensity with a long lifetime. It is difficult to prevent drifting of these parameters over the several days necessary for an experiment. Many effects originating from facility operating conditions and user activities can contribute. Since there is never enough time to isolate all possible effects by dedicated accelerator development studies, archives of logged data are most important sources of information.

## 2 SETUP AND STATUS

Despite the eminent importance of archived data the archiving system at BESSY is far from being well settled. Adequate carefully done is the collection both of snapshot files and long term monitoring data [1]. Loss or omission of essential data would destroy unrecoverable knowledge about past behaviour of the facility. Retrieval tools are still cumbersome, immature and subject of maloperation frequently resulting in loss of work time. Configuration is mainly

hand-work, thus not fault free. Surveillance of data source availability and data integrity is done occasionally. Only the collector programs themselves are systematically supervised by watch-dog or stop/restart procedures.

### 2.1 SDDS based Data Store

Initially the BESSY archiving configuration was based on the SDDS toolkit. Storage formats are compressed SDDS files spanning a device class and a full day, sorted into a calendar mapping directory structure. A Tcl/Tk glue application combines navigation, SDDS data retrieval, correlation and export [1].

This data store is still a good compromise even though not optimal with respect to data format and size, network resources and CPU requirements: channel selection, previewing facility, available post-processing tools cover most of operators requirements. The SDDS archive is not discontinued, collects 20 GB/y and serves as valuable backup system. A more or less frozen and easy maintainable list of signals essential for the understanding of basic operation parameters are monitored. Major obstacle for a site-wide usage of the archive is the (intended) in-accessibility of the data store residing in the protected accelerator control production area.

### 2.2 Central Channel Archiver

Since mid 2000 a *Channel Archiver* [2] instance has been set up in addition. It is intended to overcome the self-containment of the (accelerator) SDDS archiver and serve the whole site. Any major development and configuration effort goes into this system. Data collector engine(s) and CGIExport retrieval tools are installed in a dedicated environment[1]. A six-processors HP N-class server (*archive server*) in a non-routable private network stores the data on a RAID system that is backed up to a tape robot. It is planned to migrate mass storage to a fibre channel system attached to a tape library this year.

### 2.3 Data Flow

In an attempt to minimize adverse effects on the system caused by unexpected activities and to maximize uptime neither user accounts nor NFS access to the archiver network are provided. For data collection all data sources residing on dedicated networks are connected by two multi-homed CA-gateway computers (8 network interfaces each). Presently a

\*Funded by the Bundesministerium für Bildung, Wissenschaft, Forschung und Technologie (BMBF) and the Land Berlin

single archiving engine (process) stores 50 GB/y accelerator relevant data. A second engine has been set up early this year for the beamline area and auxiliary data presently collecting about 15GB/y.

Common retrieval method is HTTP invocation of CGIExport [2] via the central network router. Typically the available gnuplot presentation of the data requested is used as a preview ensuring that the data selection provides the desired information. Then the data are retrieved in spread-sheet or Matlab format and stored on a local disk. Favourite postprocessing tools are PC Windows tools (Origin, Excel) or UNIX applications (IDL, Matlab). A small program (caa2sdds) converts the spread-sheet output to SDDS format enabling data analysis with the full data selection, post-processing and display power of SDDS.

### 3 TYPICAL UTILIZATION

#### 3.1 Identification of Singular Events

Probably tracking down sudden perturbations to its causes is the most common usage of the archive. Examples for this application are e.g. an unusual large drift that corresponded to the failure of a water pump or the sudden onset of orbit jumps that was due to an improper motor reset resulting in a constant rotation of strong chicane magnets.

#### 3.2 First Hints on Unexpected Effects

Archived data help to get a first idea of possible explanations: mid. 2001 for example a strong, periodic orbit perturbation has been reported by the operators. By phase analysis it was possible to locate the problem source with a few meters precision at a ring segment where no active elements are installed. The time pattern of perturbation onset and disappearance (see fig. 1) suggested an unknown correlation with user activities. Targeted investigation found out that one user group reversed the field of a 1 [T] magnet twice a minute several meters apart from the beampipe.

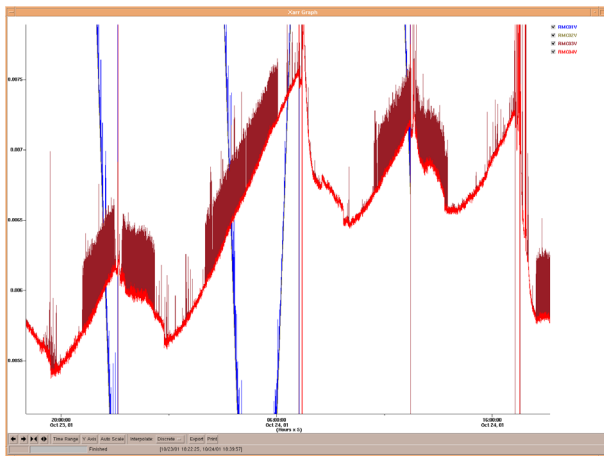


Figure 1: Orbit perturbations due to switched user magnet outside the storage ring tunnel. Phases of experimental activity are clearly visible. Viewing tool: Xarr.

#### 3.3 Analysis of Changes

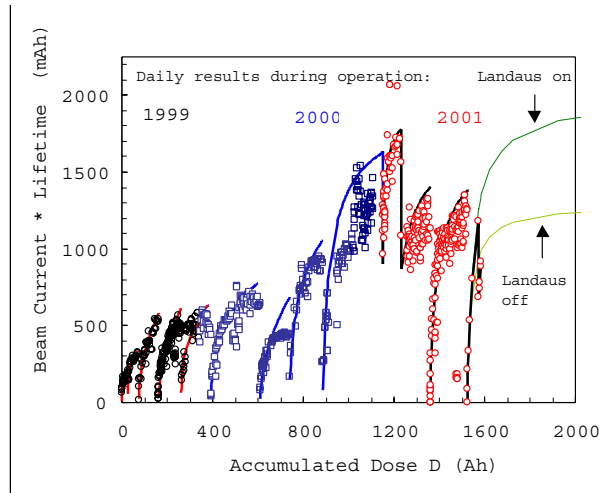


Figure 2: Vacuum effects on lifetime shown as a function of accumulated beam dose. Postprocessing tool: EXCEL

On the long term extreme the archive provides the data needed to make evolutions visible that are hardly perceptible on a fill to fill basis. Plotting e.g. the normalized lifetime [mAh] against the accumulated dose [Ah] over the full operating time of the facility is a powerful mean to find out very fundamental factors: From fig. 2 it can be concluded that the vacuum related lifetime reduction is basically overcome by beam scrubbing 1000 [Ah] after start up of the accelerator. Every venting due to installation requirements needs another 100 [Ah] to reinstall the previous performance. On top of these basic conditions global lifetime improving effects of Landau cavities (mid. 2000) as well as reducing effects of imperfectly corrected insertion devices (beginning 2001) can be seen.

### 4 DEMANDING REQUIREMENTS

#### 4.1 Uptime, Reliability

Requirements on uptime, reliability and consistency of the archive are substantial. The archive data has to contain signals of very different importance. Beam intensity is analyzed and correlated in any thinkable way e.g. integration (dose), differentiation (beam loss), pattern analysis (user runs) etc. Here a loss of data would be serious, but recognized within minutes. Other signals are monitored as a precaution. They could potentially help to find candidates for sources of performance degradation. Dispensable for the all day business they are not under human surveillance. Regardless they have to contain reliable data when needed.

#### 4.2 Data Density, Aging

The most common approaches to prevent growing of the archive to unmanageable dimensions are removal of 'old'

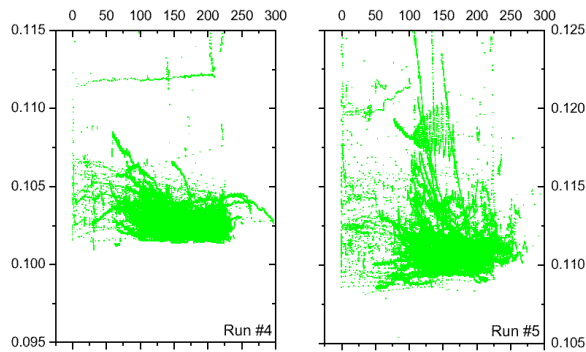


Figure 3: Raw data of (uncorrected) vertical orbit stability ( $\pm 5 \mu\text{m}$  RMS) during all user fills (220 mA - 80 mA) at user run #4 (Aug. 2000, left). General degradation and spurious exotic drifts can be clearly identified at run #5 (Oct. 2000, right). Postprocessing Tool: Origen

data (tape, deletion) or a progressive reduction of data density. Fig. 3 and 4 are examples of the opposite requirements for a dense and long term archive. In Fig. 3 spurious observations and user complaints could be quantified after serious hardware modifications. The comparison of performance and influence of a new operation mode required per fill details (8h) months apart for fig. 4.

## 5 PRESENT FOCUS OF ACTIVITIES

### 5.1 Data Collector

Today management and configuration of collector engines is further robustified. Usage of the system is simplified by GUI administration tools. Signal configuration management based on the reference RDB is still missing.

### 5.2 Retrieval

Performance of data retrieval from large and multiple archives has been drastically enhanced. Channel detection method for a given time interval is improved. Volume of intermediate data needed for previewing is reduced to the minimum allowed by the anticipated gnuplot resolution.

### 5.3 Data Partitioning

From the iterator model and the hash table directories the binary data format of the *Channel Archiver* is optimized for retrieval of data from archives containing a moderate number of channels and starting e.g. from 'now' going backwards in time. Retrieving a dozen of channels out of the 'middle' of a continuous archive holding several thousands of channels requires patience.

As a first improvement approach the huge monolithic data block is split into a moderate number of weekly ordered chunks holding certain fragments of the whole signal collection. Adjustment of the I/O routines results in orders of

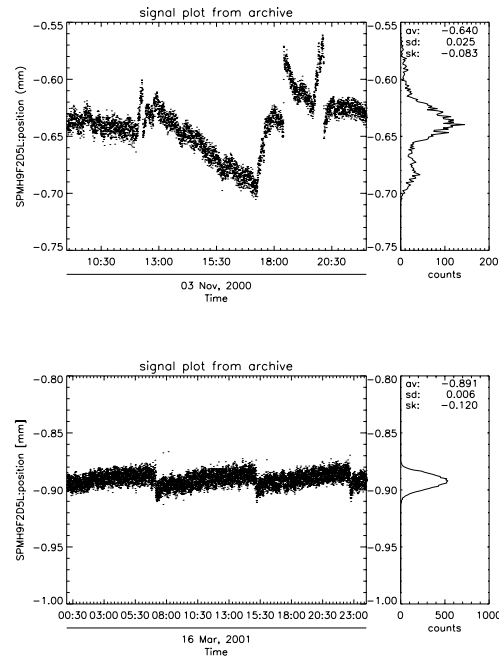


Figure 4: Stability comparison of 'Uncorrected' with 'Drift Corrected' Fills. Data Postprocessing Tool: IDL.

magnitude retrieval acceleration. But however home grown data formats are optimized: ultimately the retrieval of arbitrary data selections out of huge data stores is best done with commercial RDB systems. Consequently the utilization of a RDB storage format has to be re-considered.

## 6 SUMMARY

Ideally one would like to be able to 'replay' any controllable and measurable parameter out of the signal archive with the reasonable time resolution of a few seconds. For a BESSY size facility this would require data stores of several TB/y. The *Channel Archiver* provides a robust data collector and retrieval toolkit but the archive itself has to be reduced to manageable dimensions.

The challenges today are configuration (select relevant signals, grouping, choose proper archiving frequencies), correlation detection (identify signals) and data organisation (optimized search). Plotting options and postprocessing requirements have to be provided by the end-user according to his specific skills and varying needs.

## 7 REFERENCES

- [1] T. Birke, R.J. Bakker, S. Bub, R. Müller, "Logging of Supervisory Data at BESSY", Proc. of the 7th Int. Conf on Accelerator and Large Experimental Physics Control Systems (ICALEPCS99), Trieste, Italy, p. 431 (1999).
- [2] K. Kasemir, L. Dalesio, "Overview of the Experimental Physics and Industrial Control System (EPICS) Channel Archiver", these proceedings, THAP019.